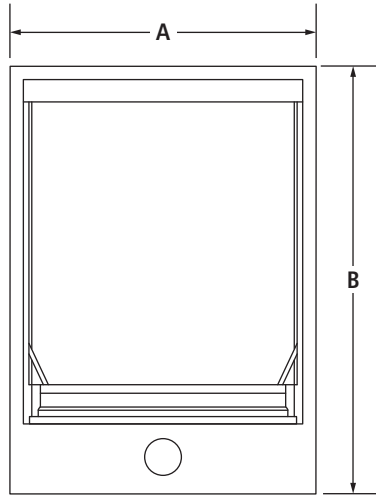


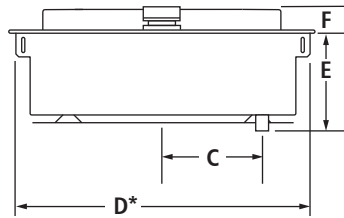
15" MODULAR ELECTRIC GRIDDLE

JEF3115G – 15" x 5<sup>13</sup>/<sub>32</sub>" x 21"

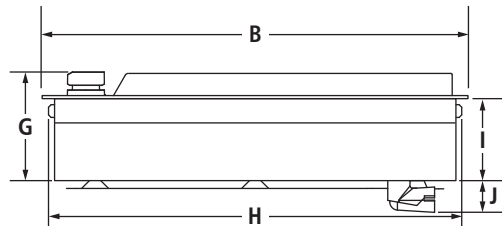
PRODUCT DIMENSIONS



TOP VIEW



FRONT VIEW



SIDE VIEW

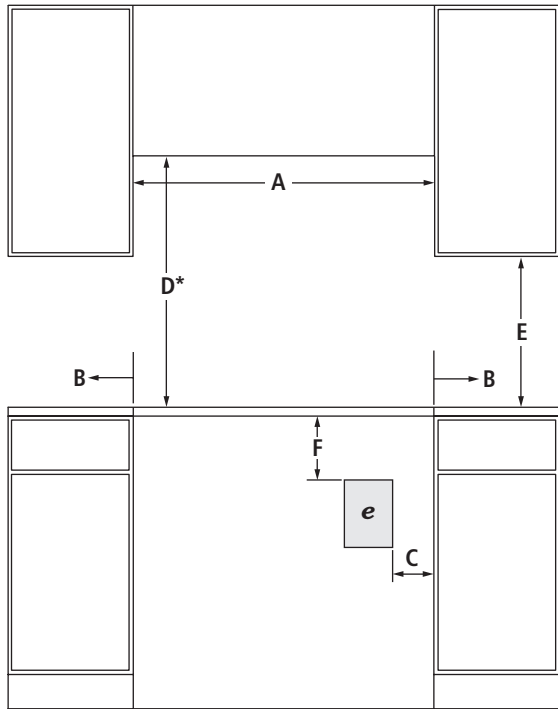
MODEL #		JEF3115G	
		in	cm
<b>A</b>	Overall width	15	38.1
<b>B</b>	Overall depth	21	53.3
<b>C</b>	Center of cooktop to center of electrical conduit	5 <sup>39</sup> / <sub>64</sub>	14.2
<b>D*</b>	Width of cooktop base	14 <sup>19</sup> / <sub>64</sub>	36.3
<b>E</b>	Height from electrical conduit to underside of cooktop	5 <sup>13</sup> / <sub>32</sub>	13.7
<b>F</b>	Thickness of cooktop surface	1 <sup>1</sup> / <sub>4</sub>	3.2
<b>G</b>	Height from underside of cooktop base to top of control knob	5 <sup>1</sup> / <sub>2</sub>	14.0
<b>H</b>	Depth of cooktop base	20 <sup>19</sup> / <sub>64</sub>	51.6
<b>I</b>	Height of cooktop base	4 <sup>1</sup> / <sub>4</sub>	10.8
<b>J</b>	Height from bottom of electrical conduit to underside of cooktop base	1 <sup>1</sup> / <sub>4</sub>	3.2

\*Measured from tab to tab. Tabs should not be bent during installation.

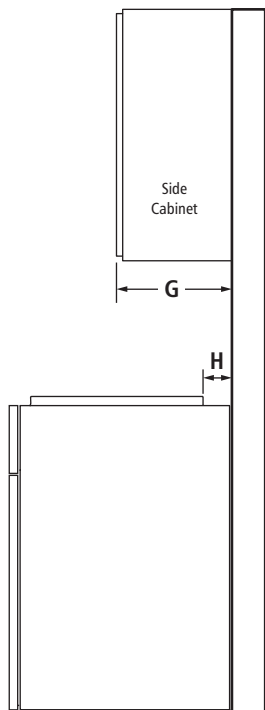
**IMPORTANT:** Dimensional specifications are provided for planning purposes only. Do not make any cutouts based on this information. Refer to the Installation Guide before selecting cabinetry, verifying electrical/gas connections, making cutouts or beginning installation. All Jenn-Air® appliances are appropriately UL, CUL or CSA approved.

15" MODULAR ELECTRIC GRIDDLE  
 JEF3115G – 15" x 5<sup>13/32</sup>" x 21"

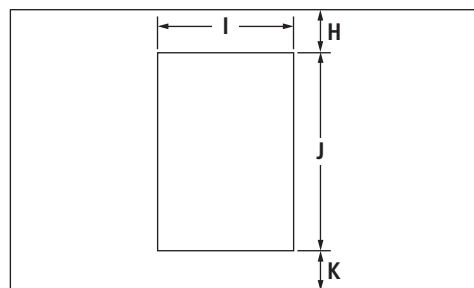
OPENING/CLEARANCE DIMENSIONS



FRONT VIEW



SIDE VIEW



TOP VIEW

MODEL #	JEF3115G		
	in	cm	
<b>A</b>	Width of combustable area above cooking surface (min.)	15	38.1
<b>B</b>	Width from cooktop to fixed wall or other combustable material (min.)	6	15.2
<b>C</b>	Width to outer edge of outlet (max.)	9	23.0
<b>D*</b>	Height to bottom of uncovered wood or metal cabinet above cooking surface (min.)	30	76.2
<b>E</b>	Height to bottom of uncovered wood or metal cabinet (min.)	18	45.7
<b>F</b>	Height to top edge of outlet (min.)	7	17.8
<b>G</b>	Depth of upper cabinet	13	33.0
<b>H</b>	Depth from cutout to wall (min.)	2 <sup>5/8</sup>	6.7
<b>I</b>	Width of cutout (recommended)	14 <sup>3/8</sup>	36.5
<b>J</b>	Depth of cutout (recommended)	20 <sup>3/8</sup>	51.8
<b>K</b>	Depth from cutout to front of countertop	2 <sup>5/16</sup>	5.9
<b>e</b>	Recommended electrical access location		

\*Dimension can be reduced by 6" (15.2 cm) when bottom of wood or metal cabinet is covered by not less than 1/4" (0.6 cm) flame retardant millboard covered with not less than No. 28 MSG sheet metal, 0.015" (0.4 mm) stainless steel, 0.024" (0.6 mm) aluminum or 0.020" (0.5 mm) copper. If installing a hood or microwave hood combination above the cooktop, follow the hood or microwave hood combination instructions for dimensional clearances above the cooking surface.

**ELECTRICAL REQUIREMENTS**

A 240 Volt, 60 Hz, AC only 15-amp fused, grounded electrical circuit is required. A time-delayed fuse or dedicated circuit is recommended. A grounded 3-prong outlet should be located in the back of the cabinet. Do not use an extension cord.

**LOCATION REQUIREMENTS**

- To ensure cooktop base clearance, cabinet side walls need to be wider than the cutout
- If cabinet has a drawer, allow a 5<sup>1/2</sup>" (14.0 cm) minimum clearance between countertop and top of drawer.

**IMPORTANT:** Dimensional specifications are provided for planning purposes only. Do not make any cutouts based on this information. Refer to the Installation Guide before selecting cabinetry, verifying electrical/gas connections, making cutouts or beginning installation. All Jenn-Air® appliances are appropriately UL, CUL or CSA approved.