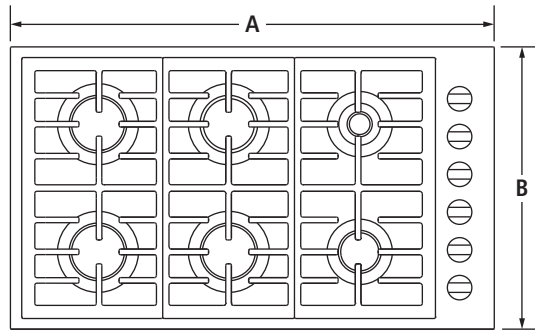


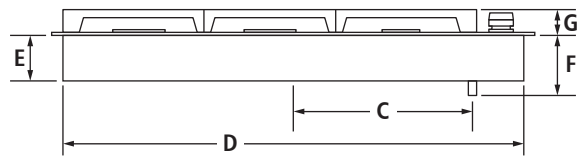
36" GAS COOKTOP  
 JGC7636B – 36" x 5¼" x 21"

PRODUCT DIMENSIONS

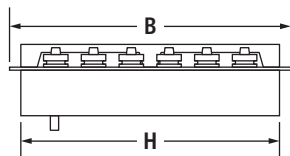


TOP VIEW

MODEL #		JGC7636B	
		in	cm
<b>A</b>	Overall width	36	91.4
<b>B</b>	Depth of cooktop	21	53.3
<b>C</b>	Center of cooktop to center of gas inlet	13½	34.3
<b>D</b>	Width of recessed cooktop	35¼	89.5
<b>E</b>	Height of recessed cooktop	¾	8.3
<b>F</b>	Height from gas inlet to countertop	5¼	13.3
<b>G</b>	Height with grates	1¼	3.2
<b>H</b>	Depth of recessed cooktop	20¼	51.4



FRONT VIEW

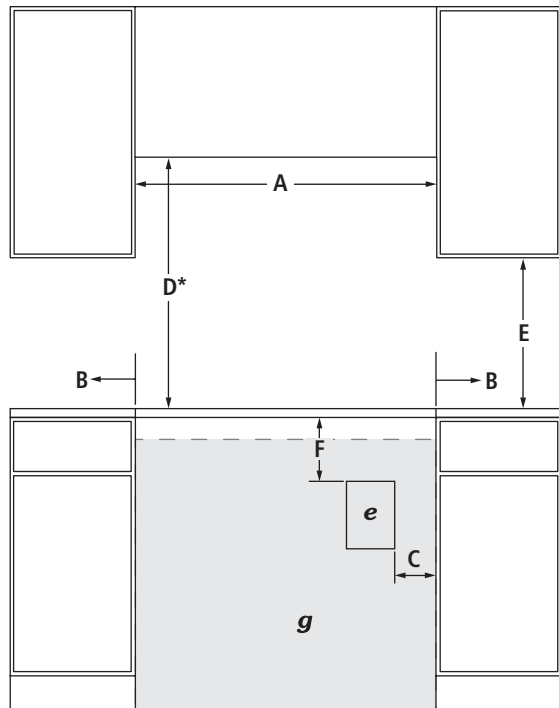


SIDE VIEW

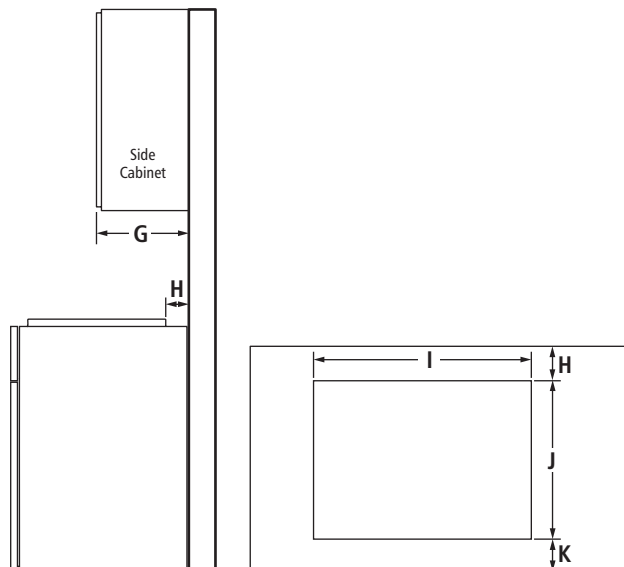
**IMPORTANT:** Dimensional specifications are provided for planning purposes only. Do not make any cutouts based on this information. Refer to the Installation Guide before selecting cabinetry, verifying electrical/gas connections, making cutouts or beginning installation. All Jenn-Air® appliances are appropriately UL, CUL or CSA approved.

36" GAS COOKTOP  
JGC7636B – 36" x 5¼" x 21"

OPENING/CLEARANCE DIMENSIONS



FRONT VIEW



SIDE VIEW

TOP VIEW – CUTOUT

MODEL #		JGC7636B	
		in	cm
A	Width of combustable area above cooking surface (min.)	36	91.4
B	Width from cooktop to fixed wall or other combustable material (min.)	6	15.2
C	Width to outer edge of outlet (max.)	24	61.0
D*	Height to bottom of uncovered wood or metal cabinet above cooking surface (min.)	30	76.2
E	Height to bottom of uncovered wood or metal cabinet (min.)	18	45.7
F	Height to top edge of outlet (min.)	5½	14.0
G	Depth of upper cabinet (recommended)	13	33.0
H	Depth from cutout to wall (min.)	2⅝	5.9
I	Width of cutout	35⅜	89.9
J	Depth of cutout	20⅜	51.8
K	Depth from cutout to front of countertop	2⅝	5.9
e	Recommended electrical access location		
g	Recommended gas supply line location		

\*Dimension can be reduced by 6" (15.2 cm) when bottom of wood or metal cabinet is covered by not less than ¼" (0.6 cm) flame retardant millboard covered with not less than No. 28 MSG sheet metal, 0.015" (0.4 mm) stainless steel, 0.024" (0.6 mm) aluminum or 0.020" (0.5 mm) copper. If installing a hood or microwave hood combination above the cooktop, follow the hood or microwave hood combination instructions for dimensional clearances above the cooking surface.

**GAS REQUIREMENTS**

**Natural Gas**

This cooktop is factory-set for use with natural gas.

**LP Gas Conversion**

Conversion must be done by a qualified service technician. To convert to LP gas, use an LP gas conversion kit.

**ELECTRICAL REQUIREMENTS**

120 volt, 60 Hz, AC only, 15-amp fused, electrical circuit is required. A time-delay fuse or dedicated circuit is recommended.

**LOCATION REQUIREMENTS**

- To ensure cooktop base clearance, cabinet side walls need to be wider than the cutout.
- If cabinet has a drawer, allow a 4" (10.2 cm) minimum clearance between countertop and top of drawer. Drawer depth may need to be shortened to avoid interfering with the regulator.

**IMPORTANT:** Dimensional specifications are provided for planning purposes only. Do not make any cutouts based on this information. Refer to the Installation Guide before selecting cabinetry, verifying electrical/gas connections, making cutouts or beginning installation. All Jenn-Air® appliances are appropriately UL, CUL or CSA approved.

