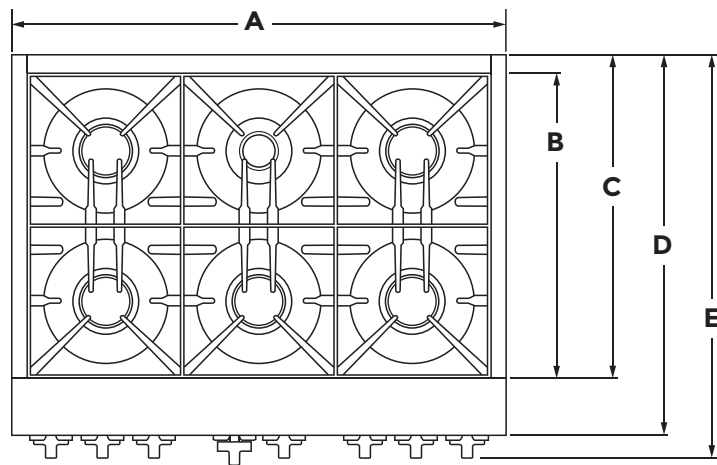


# DIMENSIONS

## JENNAIR® RANGETOPS

### PRODUCT

	<b>30" RANGETOP</b> JGCP430H	<b>36" RANGETOP</b> JGCP436H	<b>48" RANGETOP</b> JGCP548H
<b>Overall Width (A)</b>	29-3/4" (75.6 cm)	35-3/4" (90.8 cm)	47-7/8" (121.6 cm)
<b>Grate Depth (B)</b>	22" (55.9 cm)	22" (55.9 cm)	22" (55.9 cm)
<b>Depth without Control Panel (C)</b>	23-1/4" (59.1 cm)	23-1/4" (59.1 cm)	23-1/4" (59.1 cm)
<b>Depth with Control Panel Overhang (D)</b>	27-1/2" (69.9 cm)	27-1/2" (69.9 cm)	27-1/2" (69.9 cm)
<b>Depth with Knobs: RISE™ (E)</b>	29-1/8" (74 cm)	29-1/8" (74 cm)	29-1/8" (74 cm)
<b>Depth with Knobs: NOIR™ (E)</b>	29" (73.7 cm)	29" (73.7 cm)	29" (73.7 cm)



TOP VIEW



**IMPORTANT:** Dimensional specifications are provided for planning purposes only. Do not make any cutouts based on this information. Refer to the Installation Guide before selecting cabinetry, verifying electrical/gas connections, making cutouts or beginning installation. All JennAir® appliances are appropriately UL, CUL or CSA approved.

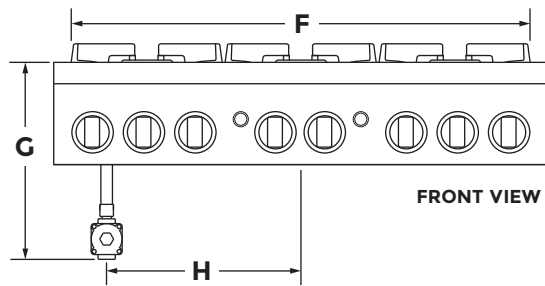
# DIMENSIONS

## JENNAIR® RANGETOPS

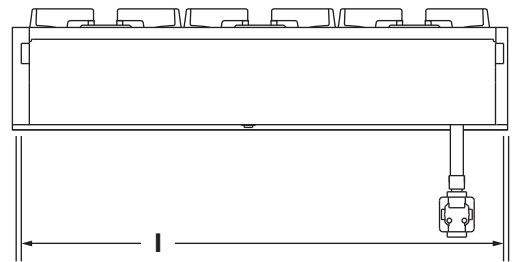
### PRODUCT

	<b>30" RANGETOP</b> JGCP430H	<b>36" RANGETOP</b> JGCP436H	<b>48" RANGETOP</b> JGCP548H
<b>Grate Width (F)*</b>	27-7/16" (69.7 cm)	33" (83.8 cm)	44-3/8"* (112.7 cm)
<b>Gas Inlet to Surface (G)</b>	10-3/4" (27.3 cm)	10-3/4" (27.3 cm)	10-3/4" (27.3 cm)
<b>Center to Gas Inlet (H)</b>	11" (27.9 cm)	14-1/8" (35.9 cm)	19-5/8" (49.8 cm)
<b>Recessed Rangetop Width (I)</b>	29-1/8" (74 cm)	35" (88.9 cm)	47-1/4" (120 cm)

\*Includes width of grates and griddle.



FRONT VIEW



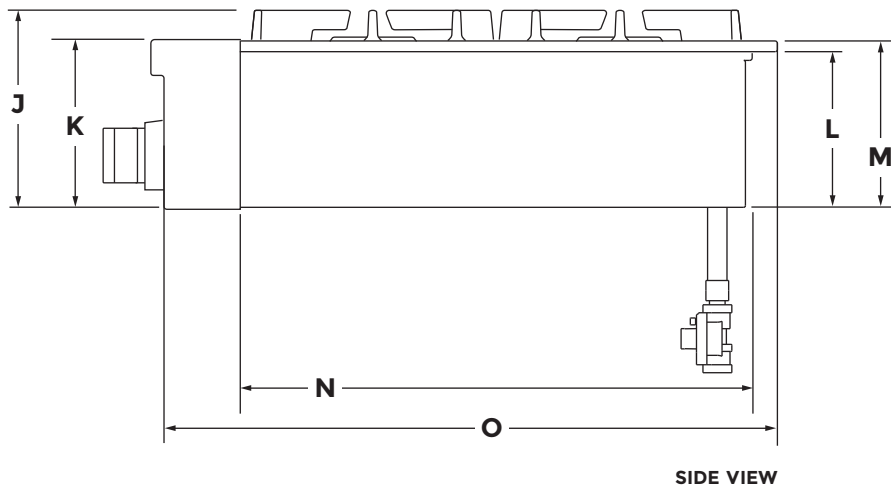
BACK VIEW

# DIMENSIONS

## JENNAIR® RANGETOPS

### PRODUCT

	<b>30" RANGETOP</b> JGCP430H	<b>36" RANGETOP</b> JGCP436H	<b>48" RANGETOP</b> JGCP548H
Height with Grates (J)	9" (22.9 cm)	9" (22.9 cm)	9" (22.9 cm)
Control Panel Height (K)	7-13/16" (19.8 cm)	7-13/16" (19.8 cm)	7-13/16" (19.8 cm)
Recessed Rangetop Height (L)	7" (17.8 cm)	7" (17.8 cm)	7" (17.8 cm)
Cooking Surface Height (M)	7-7/16" (18.9 cm)	7-7/16" (18.9 cm)	7-7/16" (18.9 cm)
Recessed Rangetop Depth (N)	21-7/8" (55.6 cm)	21-7/8" (55.6 cm)	21-7/8" (55.6 cm)
Depth with Control Panel (O)	25-1/2" (64.8 cm)	25-1/2" (64.8 cm)	25-1/2" (64.8 cm)



**IMPORTANT:** Supplied regulator does not come preattached and is pictured for reference purposes only.

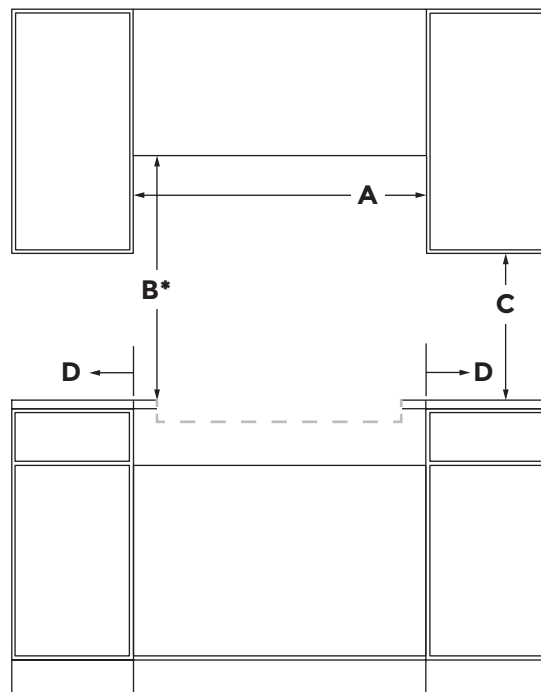
# DIMENSIONS

## JENNAIR® RANGETOPS

### OPENING AND CLEARANCE

	<b>30" RANGETOP</b> JGCP430H	<b>36" RANGETOP</b> JGCP436H	<b>48" RANGETOP</b> JGCP548H
<b>Combustible Area Above Cooking Surface Width (A)</b>	30" (76.2 cm) min.	36" (91.4 cm) min.	48" (121.9 cm) min.
<b>Bottom of Cabinet Height Above Cooking Surface (B)*</b>	42" (106.7 cm) min.	58" (147.3 cm) min.	58" (147.3 cm) min.
<b>Bottom of Cabinet Height Above Countertop (C)</b>	18" (45.7 cm) min.	18" (45.7 cm) min.	18" (45.7 cm) min.
<b>Distance to Fixed Wall or Combustible Material (D)</b>	12" (30.5 cm) min.	12" (30.5 cm) min.	12" (30.5 cm) min.

\*Dimension reduced by 6" (15.2 cm) when bottom of wood or metal cabinet is covered by at least 1/4" (0.6 cm) flame retardant millboard, which is in turn covered with at least No. 28 MSG sheet metal, 0.015" (0.4 mm) stainless steel, 0.024" (0.6 mm) aluminum or 0.020" (0.5 mm) copper. If installing a hood above the rangetop, follow the hood instructions for dimensional clearances above the cooking surface.



FRONT VIEW

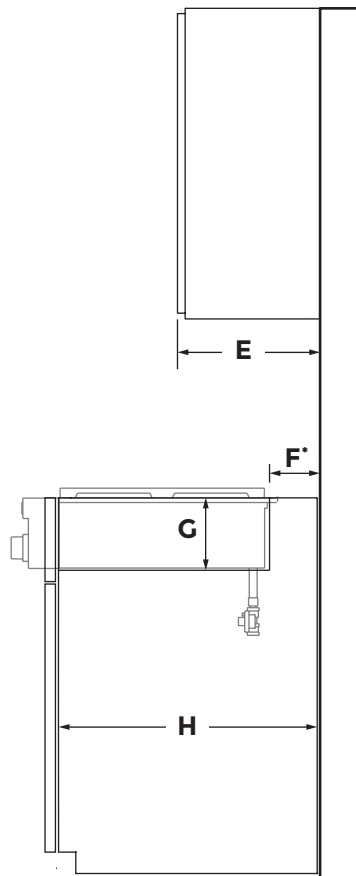
# DIMENSIONS

## JENNAIR® RANGETOPS

### OPENING AND CLEARANCE

	<b>30" RANGETOP</b> JGCP430H	<b>36" RANGETOP</b> JGCP436H	<b>48" RANGETOP</b> JGCP548H
<b>Recommended Upper Cabinet Depth (E)</b>	13" (33 cm)	13" (33 cm)	13" (33 cm)
<b>Cutout to Wall Depth (F)*</b>	1-1/2" (3.8 cm) min.	1-1/2" (3.8 cm) min.	1-1/2" (3.8 cm) min.
<b>Cabinet to Countertop Height (G)</b>	7-1/4" (18.4 cm)	7-1/4" (18.4 cm)	7-1/4" (18.4 cm)
<b>Cabinet Depth (H)</b>	24" (61 cm)	24" (61 cm)	24" (61 cm)

\*If the back wall is constructed of a combustible material and a backsplash is not installed, a 7-1/2" (19.1 cm) minimum clearance is required from the cutout or 6" (15.2 cm) minimum clearance from the back edge of the rangetop.



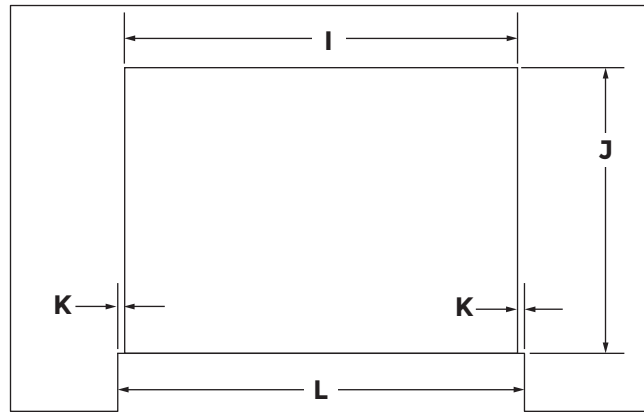
**SIDE VIEW**

# DIMENSIONS

## JENNAIR® RANGETOPS

### OPENING AND CLEARANCE

	<b>30" RANGETOP</b> JGCP430H	<b>36" RANGETOP</b> JGCP436H	<b>48" RANGETOP</b> JGCP548H
Countertop and Cabinet Cutout Width (I)	29-1/4" (74.3 cm)	35-1/4" (89.5 cm)	47-3/8" (120.3 cm)
Countertop and Cutout Depth (J)	22-1/4" (56.5 cm)	22-1/4" (56.5 cm)	22-1/4" (56.5 cm)
Notch Width (K)	5/16" (0.8 cm)	5/16" (0.8 cm)	5/16" (0.8 cm)
Cutout Width (L)	29-7/8" (75.9 cm)	35-3/4" (90.8 cm)	47-7/8" (121.6 cm)



TOP VIEW

# DIMENSIONS

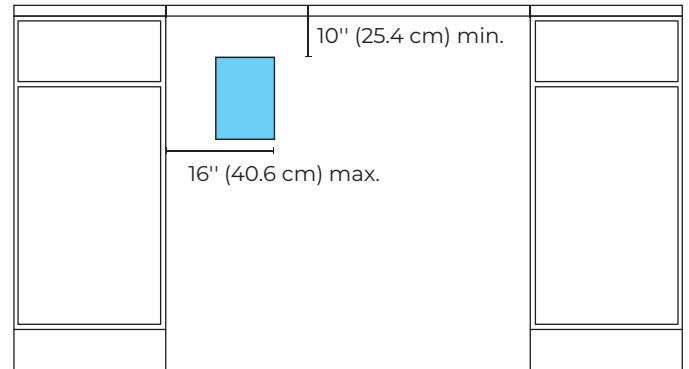
## JENNAIR® RANGETOPS

### ELECTRICAL REQUIREMENTS

#### ELECTRIC REQUIREMENTS CHECKLIST

- A 120 volt, 60 Hz, AC only, 15-amp fused, electrical circuit is required.
- A dedicated circuit is recommended.

#### RECOMMENDED ELECTRICAL OUTLET ZONE



FRONT VIEW



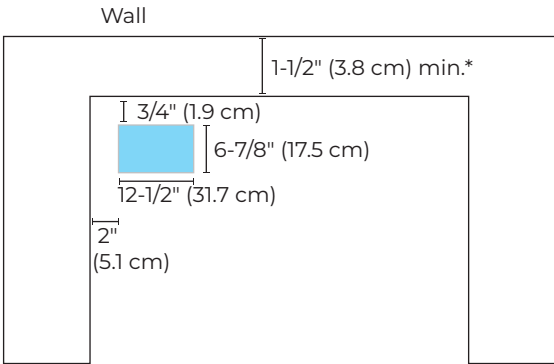
IF YOU HAVE QUESTIONS ABOUT YOUR ELECTRICAL SUPPLY, CALL A LICENSED, QUALIFIED ELECTRICIAN.

# DIMENSIONS

## JENNAIR® RANGETOPS

### GAS REQUIREMENTS

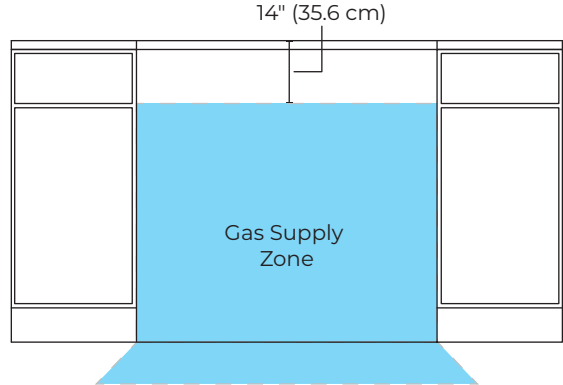
#### RECOMMENDED GAS SUPPLY LOCATION



TOP VIEW

\*If the back wall is constructed of a combustible material and a backsplash is not installed, a 7-1/2" (19.1 cm) minimum clearance is required from the cutout or 6" (15.2 cm) minimum clearance from the back edge of the rangetop.

#### GAS SUPPLY ZONE



FRONT VIEW



IF YOU HAVE QUESTIONS ABOUT YOUR GAS SUPPLY,  
CALL A LICENSED, QUALIFIED SERVICE TECHNICIAN.