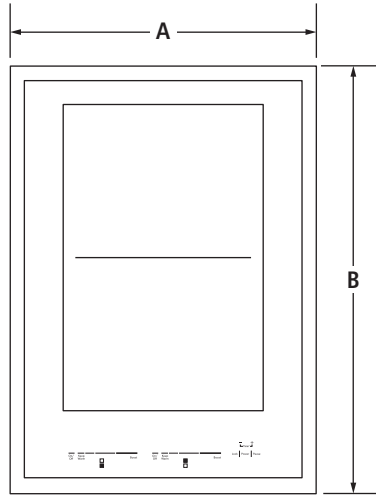


15" MODULAR INDUCTION COOKTOP

JIC4715GS – 15" x 3¹⁵/₃₂" x 21"

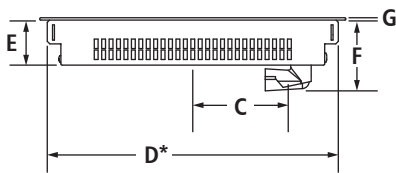
PRODUCT DIMENSIONS



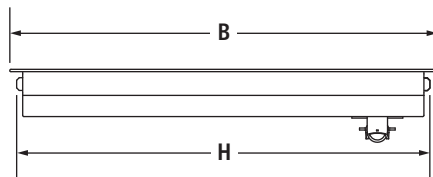
TOP VIEW

MODEL #		JIC4715GS	
		in	cm
A	Overall width	15	38.1
B	Overall depth	21	53.3
C	Center of cooktop to center of electrical conduit	5 ¹⁵ / ₃₂	13.9
D*	Width of cooktop base	14 ¹ / ₄	36.2
E	Height of cooktop base	2 ¹ / ₄	5.7
F	Height from electrical conduit to underside of cooktop	3 ¹⁵ / ₃₂	8.8
G	Thickness of cooktop surface	1 ¹ / ₈	0.3
H	Depth of cooktop base	20 ⁵ / ₁₆	51.6

*Measured from tab to tab. Tabs should not be bent during installation.



FRONT VIEW



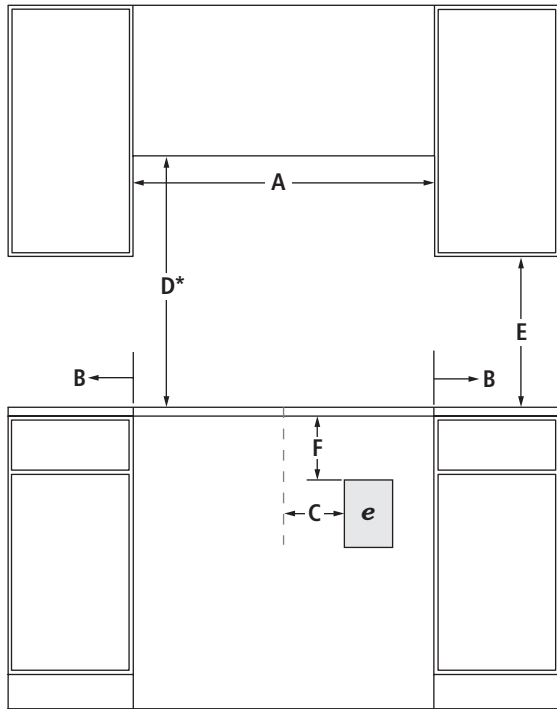
SIDE VIEW

IMPORTANT: Dimensional specifications are provided for planning purposes only. Do not make any cutouts based on this information. Refer to the Installation Guide before selecting cabinetry, verifying electrical/gas connections, making cutouts or beginning installation. All Jenn-Air® appliances are appropriately UL, CUL or CSA approved.

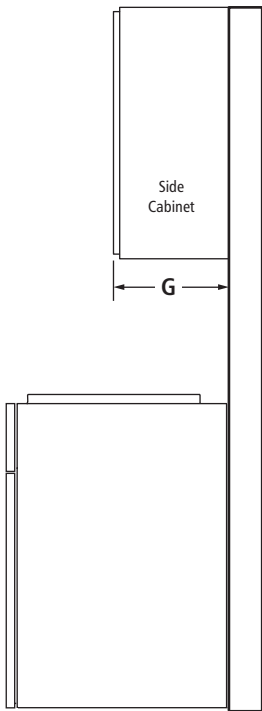
15" MODULAR INDUCTION COOKTOP

JIC4715GS – 15" x 3¹⁵/₃₂" x 21"

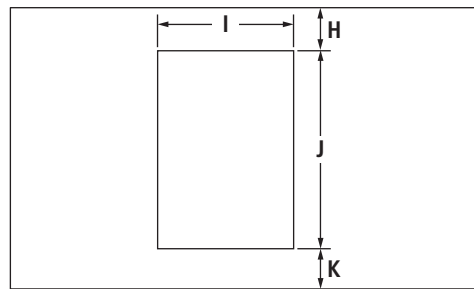
OPENING/CLEARANCE DIMENSIONS



FRONT VIEW



SIDE VIEW



TOP VIEW

MODEL #		JIC4715GS	
		in	cm
A	Width of combustible area above cooking surface (min.)	15	38.1
B	Width from cooktop to fixed wall or other combustible material (min.)	6	15.2
C	Width from center line of cutout to junction box	9	23.0
D*	Height to bottom of uncovered wood or metal cabinet above cooking surface (min.)	30	76.2
E	Height to bottom of uncovered wood or metal cabinet (min.)	18	45.7
F	Height to top edge of junction box	12	30.5
G	Depth of upper cabinet	13	33.0
H	Depth from cutout to wall (min.)	2 ⁵ / ₁₆	5.9
I	Width of cutout (recommended)	14 ³ / ₈	36.5
J	Depth of cutout (recommended)	20 ⁷ / ₁₆	51.9
K	Depth from cutout to front of countertop	2 ⁵ / ₁₆	5.9
e	Recommended electrical access location		

*Dimension can be reduced by 6" (15.2 cm) when bottom of wood or metal cabinet is covered by not less than ¼" (0.6 cm) flame retardant millboard covered with not less than No. 28 MSG sheet metal, 0.015" (0.4 mm) stainless steel, 0.024" (0.6 mm) aluminum or 0.020" (0.5 mm) copper. If installing a hood or microwave hood combination above the cooktop, follow the hood or microwave hood combination instructions for dimensional clearances above the cooking surface.

ELECTRICAL REQUIREMENTS

A 240 Volt, 60 Hz, AC only 20-amp fused, grounded electrical circuit is required. A time-delayed fuse or dedicated circuit is recommended. Electrical connection should not be on a GFI circuit.

LOCATION REQUIREMENTS

- Allow 2" (5.1 cm) minimum clearance from bottom of cooktop base to any obstruction below it.
- To ensure cooktop base clearance, cabinet side walls need to be wider than the cutout.
- If cabinet has a drawer, allow a 5½" (14.0 cm) minimum clearance between countertop and top of drawer.

IMPORTANT: Dimensional specifications are provided for planning purposes only. Do not make any cutouts based on this information. Refer to the Installation Guide before selecting cabinetry, verifying electrical/gas connections, making cutouts or beginning installation. All Jenn-Air® appliances are appropriately UL, CUL or CSA approved.