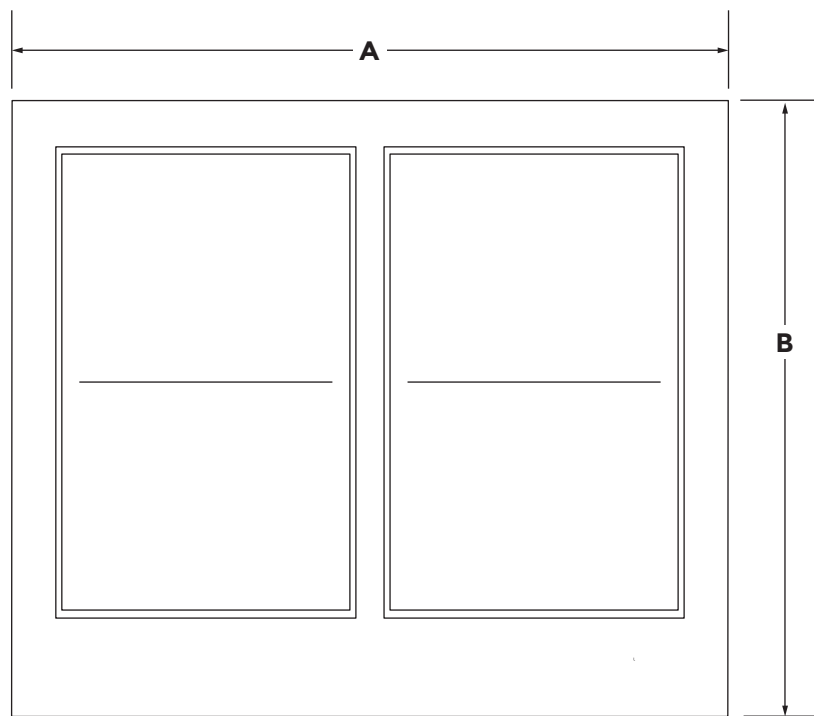


# DIMENSIONS

## JENNAIR® INDUCTION FLEX COOKTOPS

PRODUCT

	24" (61 cm) INDUCTION FLEX COOKTOP JIC4724H	30" (76.2 cm) INDUCTION FLEX COOKTOP JIC4730H
Overall Width (A)	24" (61 cm)	30" (76.2 cm)
Overall Depth (B)	21" (53.3 cm)	21" (53.3 cm)



TOP VIEW



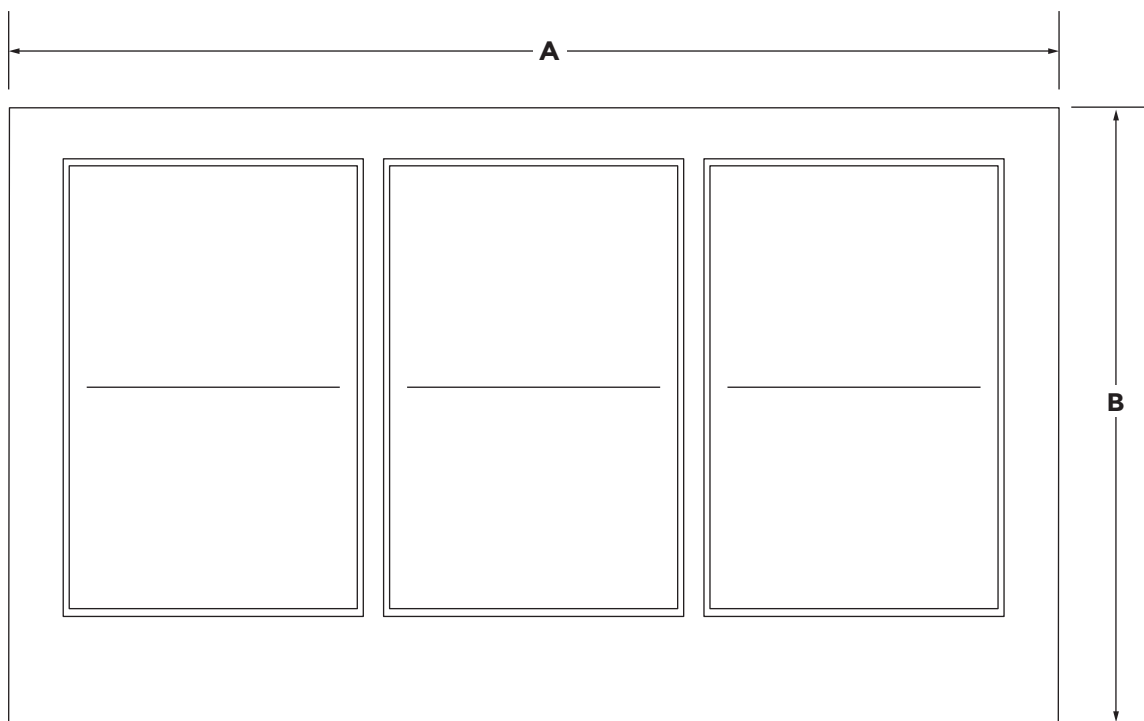
**IMPORTANT:** Dimensional specifications are provided for planning purposes only. Do not make any cutouts based on this information. Refer to the Installation Guide before selecting cabinetry, verifying electrical/gas connections, making cutouts or beginning installation. All JennAir® appliances are appropriately UL, CUL or CSA approved.

# DIMENSIONS

## JENNAIR® INDUCTION FLEX COOKTOPS

PRODUCT

<b>36" (91.4 cm) INDUCTION FLEX COOKTOP</b> JIC4736H	
<b>Overall Width (A)</b>	36" (91.4 cm)
<b>Overall Depth (B)</b>	21" (53.3 cm)



**TOP VIEW**

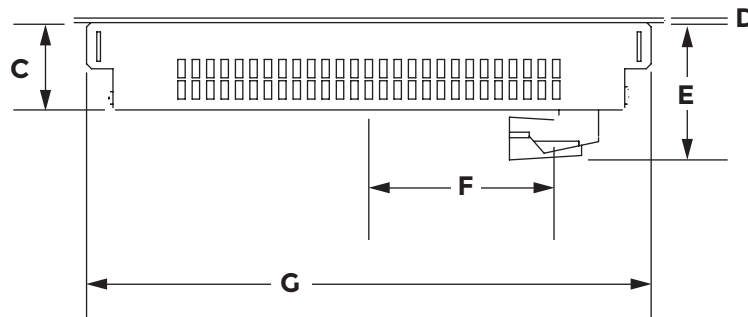
# DIMENSIONS

## JENNAIR® INDUCTION FLEX COOKTOPS

### PRODUCT

	24" (61 cm) INDUCTION FLEX COOKTOP JIC4724H	30" (76.2 cm) INDUCTION FLEX COOKTOP JIC4730H	36" (91.4 cm) INDUCTION FLEX COOKTOP JIC4736H
Cooktop Base Height (C)	2¼" (5.7 cm)	2¼" (5.7 cm)	2¼" (5.7 cm)
Cooktop Surface Thickness with Frame (D)	1/8" (0.3 cm)	1/8" (0.3 cm)	1/8" (0.3 cm)
Cooktop Surface Thickness without Frame (D)	3/16" (0.4 cm)	3/16" (0.4 cm)	3/16" (0.4 cm)
Electrical Conduit to Cooktop Underside Height (E)	3½" (8.8 cm)	3½" (8.8 cm)	3½" (8.8 cm)
Cooktop Center to Electrical Conduit Center (F)	10" (25.4 cm)	13" (33 cm)	16" (40.6 cm)
Cooktop Base Width (G)*	22⅞" (58.1 cm)	28⅞" (73.3 cm)	34⅞" (88.6 cm)

\*Measured from tab to tab. Tabs should not be bent during installation.



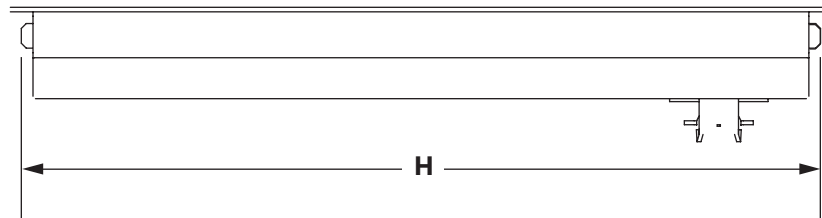
FRONT VIEW

# DIMENSIONS

## JENNAIR® INDUCTION FLEX COOKTOPS

PRODUCT

	24" (61 cm) INDUCTION FLEX COOKTOP JIC4724H	30" (76.2 cm) INDUCTION FLEX COOKTOP JIC4730H	36" (91.4 cm) INDUCTION FLEX COOKTOP JIC4736H
Cooktop Base Depth (H)	20 <sup>5</sup> / <sub>16</sub> " (51.6 cm)	20 <sup>5</sup> / <sub>16</sub> " (51.6 cm)	20 <sup>5</sup> / <sub>16</sub> " (51.6 cm)



**SIDE VIEW**

# DIMENSIONS

## JENNAIR® INDUCTION FLEX COOKTOPS

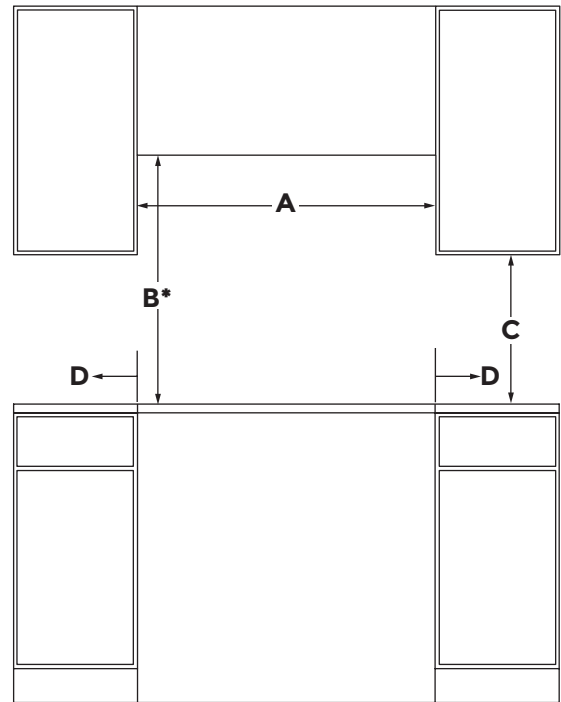
### OPENING AND CLEARANCE

	24" (61 cm) INDUCTION FLEX COOKTOP JIC4724H	30" (76.2 cm) INDUCTION FLEX COOKTOP JIC4730H	36" (91.4 cm) INDUCTION FLEX COOKTOP JIC4736H
Combustible Area Above Cooking Surface Width (A)	24" (61 cm) min.	30" (76.2 cm) min.	36" (91.4 cm) min.
Bottom of Cabinet Height Above Cooking Surface (B)*	30" (76.2 cm) min.	30" (76.2 cm) min.	30" (76.2 cm) min.
Bottom of Cabinet Height Above Countertop (C)	18" (45.7 cm) min.	18" (45.7 cm) min.	18" (45.7 cm) min.
Distance to Fixed Wall or Combustible Material (D)	6" (15.2 cm) min.	6" (15.2 cm) min.	6" (15.2 cm) min.

\*Dimension reduced by 6" (15.2 cm) when bottom of wood or metal cabinet is covered by at least 1/4" (0.6 cm) flame retardant millboard, which is in turn covered with at least No. 28 MSG sheet metal, 0.015" (0.4 mm) stainless steel, 0.024" (0.6 mm) aluminum or 0.020" (0.5 mm) copper. If installing a hood above the cooktop, follow the hood instructions for dimensional clearances above the cooking surface.

#### LOCATION REQUIREMENTS CHECKLIST

- Allow 2" (5.1 cm) minimum clearance from the bottom of cooktop base to any obstruction below it.
- To ensure cooktop base clearance, cabinet side walls need to be wider than the cutout.
- If the cabinet has a drawer, allow a 5½" (14.0 cm) minimum clearance between countertop and drawer top.



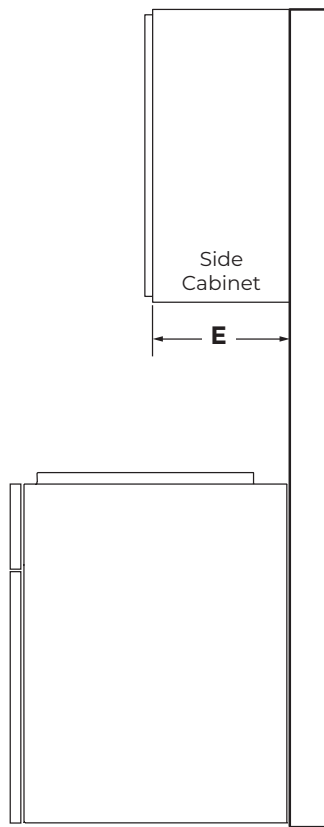
FRONT VIEW

# DIMENSIONS

## JENNAIR® INDUCTION FLEX COOKTOPS

### OPENING AND CLEARANCE

	24" (61 cm) INDUCTION FLEX COOKTOP JIC4724H	30" (76.2 cm) INDUCTION FLEX COOKTOP JIC4730H	36" (91.4 cm) INDUCTION FLEX COOKTOP JIC4736H
Upper Cabinet Depth (E)	13" (33 cm)	13" (33 cm)	13" (33 cm)



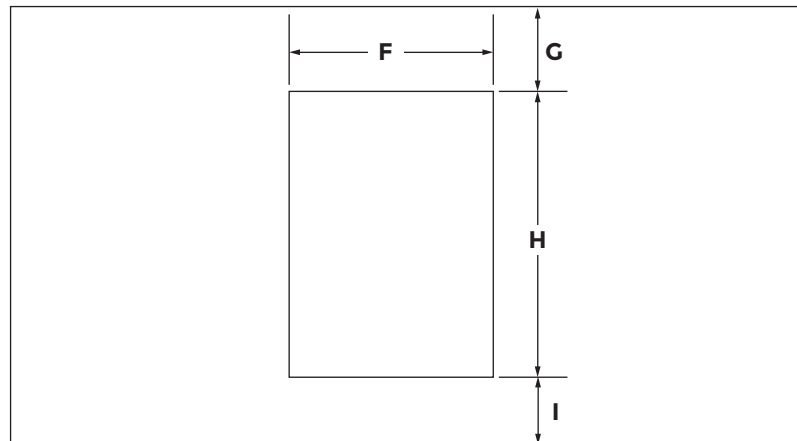
**SIDE VIEW**

# DIMENSIONS

## JENNAIR® INDUCTION FLEX COOKTOPS

### OPENING AND CLEARANCE

	24" (61 cm) INDUCTION FLEX COOKTOP JIC4724H	30" (76.2 cm) INDUCTION FLEX COOKTOP JIC4730H	36" (91.4 cm) INDUCTION FLEX COOKTOP JIC4736H
Recommended Cutout Width (F)	23" (58.4 cm)	29" (73.7 cm)	35" (88.9 cm)
Cutout to Wall Depth (G)	2 <sup>5</sup> / <sub>16</sub> " (5.9 cm)	2 <sup>5</sup> / <sub>16</sub> " (5.9 cm)	2 <sup>5</sup> / <sub>16</sub> " (5.9 cm)
Recommended Cutout Depth (H)	20 <sup>7</sup> / <sub>16</sub> " (51.9 cm)	20 <sup>7</sup> / <sub>16</sub> " (51.9 cm)	20 <sup>7</sup> / <sub>16</sub> " (51.9 cm)
Cutout to Countertop Front Depth (I)	2 <sup>5</sup> / <sub>16</sub> " (5.9 cm)	2 <sup>5</sup> / <sub>16</sub> " (5.9 cm)	2 <sup>5</sup> / <sub>16</sub> " (5.9 cm)



TOP VIEW

# DIMENSIONS

## JENNAIR® INDUCTION FLEX COOKTOPS

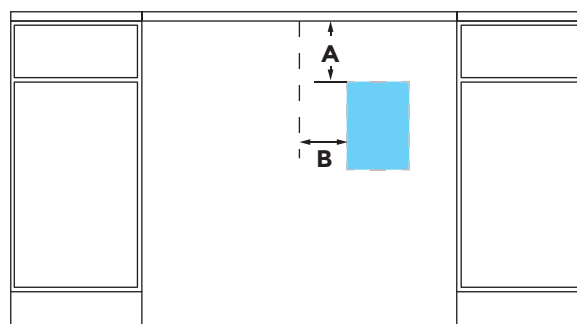
### ELECTRICAL REQUIREMENTS

	24" (61 cm) INDUCTION FLEX COOKTOP JIC4724H	30" (76.2 cm) INDUCTION FLEX COOKTOP JIC4730H	36" (91.4 cm) INDUCTION FLEX COOKTOP JIC4736H
Junction Box Top to Countertop Bottom (A)	7" (17.8 cm)	7" (17.8 cm)	7" (17.8 cm)
Cutout Centerline to Junction Box (B)	8" (20.3 cm)	12" (30.5 cm)	15" (38.1 cm)

#### ELECTRICAL REQUIREMENTS CHECKLIST

- A 240 V, 60 Hz, AC-only, fused, grounded electrical circuit is required.
- For 24" (61 cm) and 30" (76.2 cm) cooktops, use a 40 A circuit.
- For 36" (91.4 cm) cooktops, use a 50 A circuit.
- A time-delayed fuse or dedicated circuit is recommended.
- The electrical connection should not be on a GFI circuit.

#### RECOMMENDED ELECTRICAL ZONE



FRONT VIEW



IF YOU HAVE QUESTIONS ABOUT YOUR ELECTRICAL SUPPLY, CALL A LICENSED, QUALIFIED ELECTRICIAN.