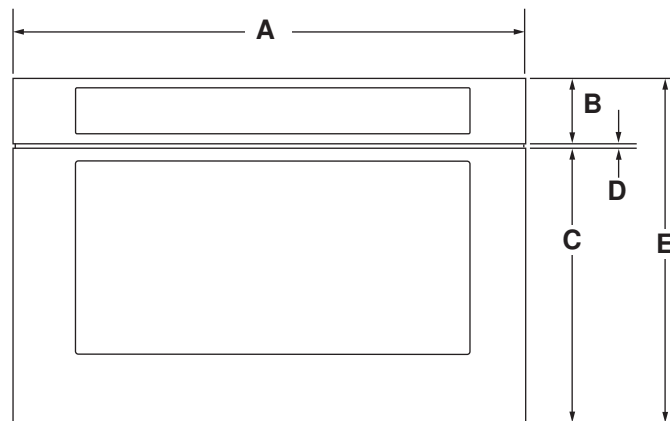


# JENNAIR® DIMENSIONS

## MICROWAVE DRAWERS

### PRODUCT

	24" STAINLESS STEEL JMDFS24GS	24" NOIR™ JMDFS24HM	30" RISE™ JMDFS30HL	30" NOIR™ JMDFS30HM
Overall Width (A)	23-7/8" (60.6 cm)	23-7/8" (60.6 cm)	29-15/16" (76 cm)	29-15/16" (76 cm)
Control Panel Height (B)	3" (7.6 cm)	3" (7.6 cm)	3" (7.6 cm)	3" (7.6 cm)
Drawer Height (C)	12-3/4" (32.4 cm)	12-11/16" (32.3 cm)	12-3/4" (32.4 cm)	12-11/16" (32.3 cm)
Control Panel to Drawer Space (D)	1/4" (0.6 cm)	1/4" (0.6 cm)	1/4" (0.6 cm)	1/4" (0.6 cm)
Overall Height (E)	16" (40.6 cm)	16" (40.6 cm)	16" (40.6 cm)	16" (40.6 cm)



FRONT VIEW

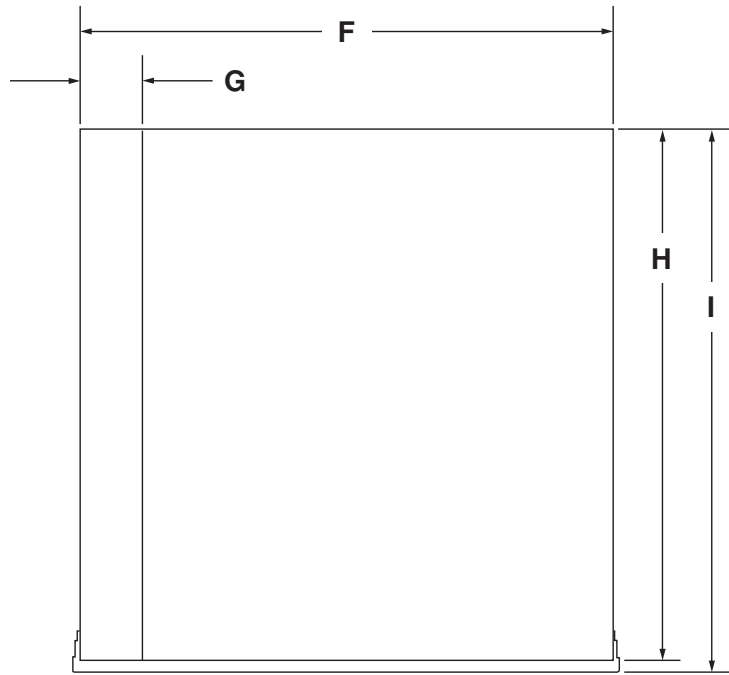


**IMPORTANT:** Dimensional specifications are provided for planning purposes only. Do not make any cutouts based on this information. Refer to the Installation Guide before selecting cabinetry, verifying electrical/gas connections, making cutouts or beginning installation. All JennAir® appliances are appropriately UL, CUL or CSA approved.

# JENNAIR® DIMENSIONS

## MICROWAVE DRAWERS PRODUCT

	<b>24" STAINLESS STEEL</b> JMDFS24GS	<b>24" NOIR™</b> JMDFS24HM	<b>30" RISE™</b> JMDFS30HL	<b>30" NOIR™</b> JMDFS30HM
<b>Recessed Width (F)</b>	21-5/8" (54.9 cm)	21-5/8" (54.9 cm)	21-5/8" (54.9 cm)	21-5/8" (54.9 cm)
<b>Conduit Channel Width (G)</b>	4-11/16" (11.9 cm)	4-11/16" (11.9 cm)	4-11/16" (11.9 cm)	4-11/16" (11.9 cm)
<b>Depth without Drawer (H)</b>	21-7/8" (55.6 cm)	21-7/8" (55.6 cm)	21-7/8" (55.6 cm)	21-7/8" (55.6 cm)
<b>Depth with Drawer (I)</b>	23-1/2" (59.7 cm)	23-11/16" (60.1 cm)	23-9/16" (58.9 cm)	23-11/16" (60.1 cm)



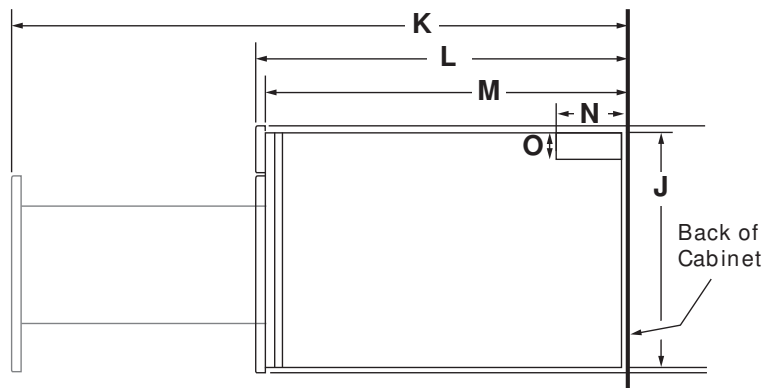
TOP VIEW

# JENNAIR® DIMENSIONS

## MICROWAVE DRAWERS

### PRODUCT

	24" STAINLESS STEEL JMDFS24GS	24" NOIR™ JMDFS24HM	30" RISE™ JMDFS30HL	30" NOIR™ JMDFS30HM
Recessed Height (J)	14-5/8" (37.1 cm)	14-5/8" (37.1 cm)	14-5/8" (37.1 cm)	14-5/8" (37.1 cm)
Drawer Open Depth (K) (Flush Receptacle)	38-5/16" (97.3 cm)	38-1/2" (97.8 cm)	38-3/8" (97.4 cm)	38-1/2" (97.8 cm)
Drawer Open Depth (K) (Non-flush Receptacle)	42-13/16" (108.7 cm)	43" (109.2 cm)	42-13/16" (108.8 cm)	43" (109.2 cm)
Depth with Drawer (L) (Flush Receptacle)	23-5/16" (59.2 cm)	23-1/2" (59.7 cm)	23-3/8" (59.3 cm)	23-1/2" (59.7 cm)
Depth with Drawer (L) (Non-flush Receptacle)	27-13/16" (70.6 cm)	28" (71.1 cm)	27-13/16" (70.7 cm)	28" (71.1 cm)
Depth without Drawer (M) (Flush Receptacle)	21-7/8" (55.6 cm)	21-7/8" (55.6 cm)	21-7/8" (55.6 cm)	21-7/8" (55.6 cm)
Depth without Drawer (M) (Non-flush Receptacle)	26-3/8" (67 cm)	26-3/8" (67 cm)	26-3/8" (67 cm)	26-3/8" (67 cm)
Conduit Channel Length (N)	4" (10.2 cm)	4" (10.2 cm)	4" (10.2 cm)	4" (10.2 cm)
Conduit Channel Height (O)	1-3/4" (4.4 cm)	1-3/4" (4.4 cm)	1-3/4" (4.4 cm)	1-3/4" (4.4 cm)



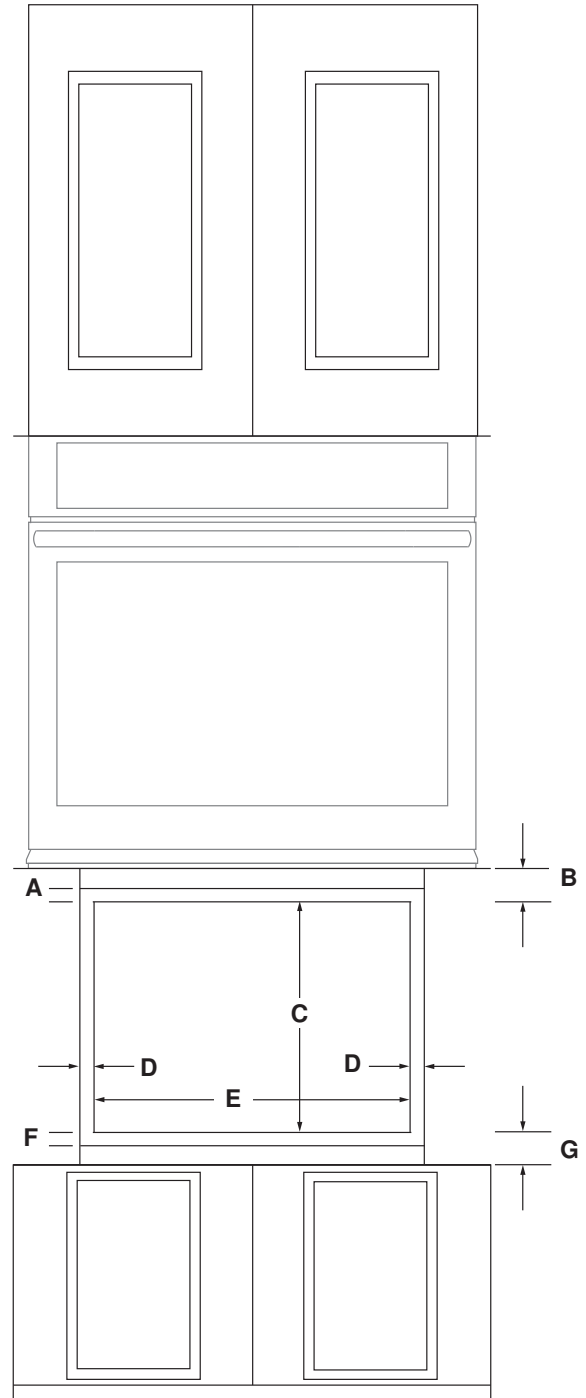
SIDE VIEW

# JENNAIR® DIMENSIONS

## MICROWAVE DRAWERS

### STANDARD OPENING AND CLEARANCE

	24" STAINLESS STEEL JMDFS24GS	24" NOIR™ JMDFS24HM
Top Overlap Allowance (A)	9/16" (1.4 cm)	9/16" (1.4 cm)
Cutout Top to Oven or Countertop Bottom (B)	2" (5.1 cm) m in.	2" (5.1 cm) m in.
Cutout Height (C)	15-9/16" (39.5 cm)	15-9/16" (39.5 cm)
Side Overlap Allowance (D)	7/8" (2.2 cm)	7/8" (2.2 cm)
Cutout Width (E)	22-1/8" (56.2 cm)	22-1/8" (56.2 cm)
Bottom Overlap Allowance (F)	3/4" (1.9 cm)	3/4" (1.9 cm)
Cabinet Bottom to Cabinet Door Top (G)	2" (5.1 cm) m in.	2" (5.1 cm) m in.



FRONT VIEW

### LOCATION REQUIREMENTS CHECKLIST

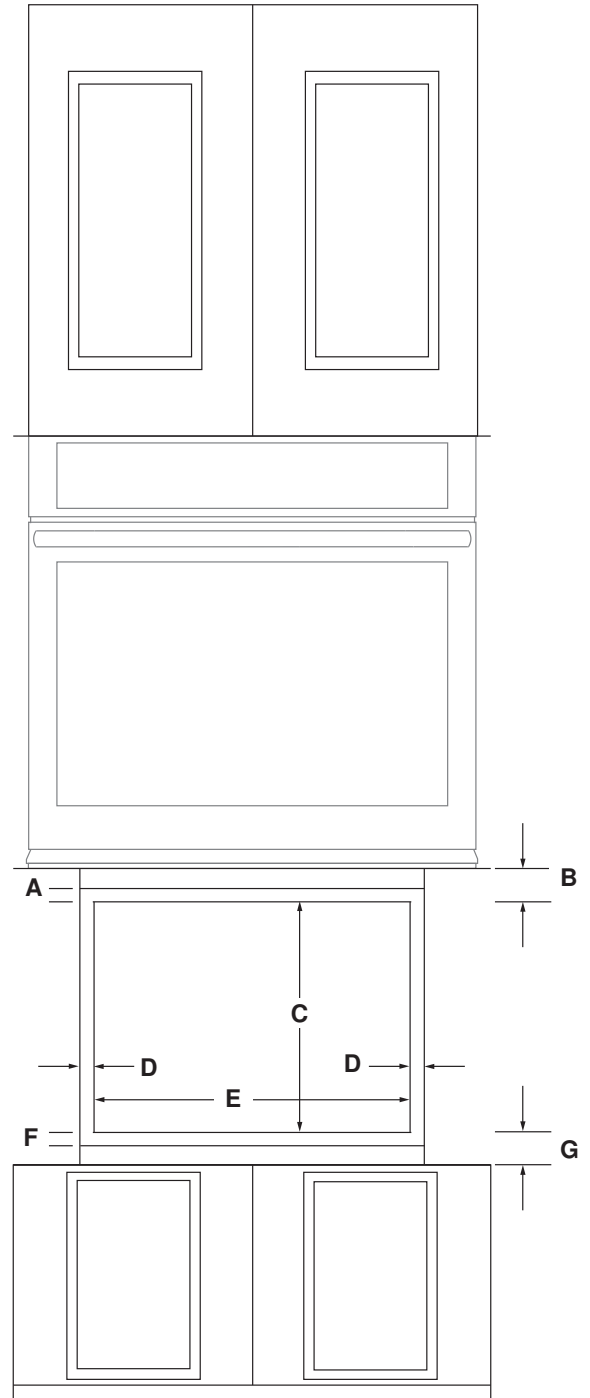
- Support structure must be able to support 100 lb. (45.4 kg), including microwave oven and contents.

# JENNAIR® DIMENSIONS

## MICROWAVE DRAWERS

### STANDARD OPENING AND CLEARANCE

	<b>30" RISE™</b> JMDFS30HL	<b>30" NOIR™</b> JMDFS30HM
<b>Top Overlap Allowance (A)</b>	9/16" (1.4 cm)	9/16" (1.4 cm)
<b>Cutout Top to Oven or Countertop Bottom (B)</b>	2" (5.1 cm) m in.	2" (5.1 cm) m in.
<b>Cutout Height (C)</b>	15-9/16" (39.5 cm)	15-9/16" (39.5 cm)
<b>Side Overlap Allowance (D)</b>	11/16" (1.8 cm)	11/16" (1.8 cm)
<b>Cutout Width (E)</b>	22-1/8"–28-3/8" (56.2–72 cm)	22-1/8"–28-3/8" (56.2–72 cm)
<b>Bottom Overlap Allowance (F)</b>	3/4" (1.9 cm) m in.	3/4" (1.9 cm) m in.
<b>Cabinet Bottom to Cabinet Door Top (G)</b>	2" (5.1 cm) m in.	2" (5.1 cm) m in.



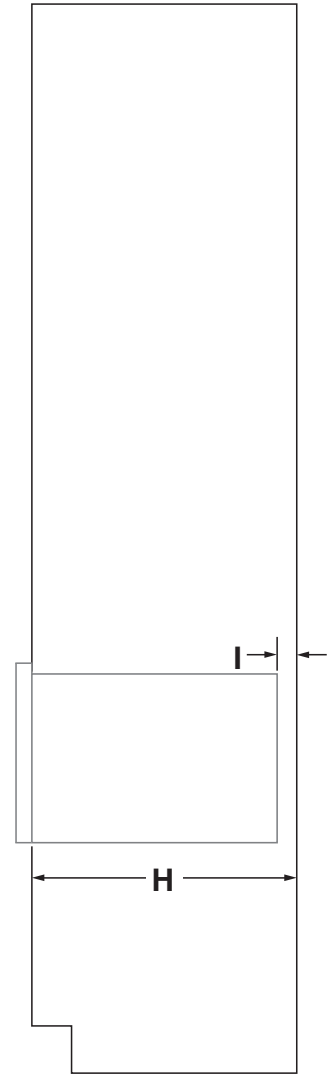
FRONT VIEW

# JENNAIR® DIMENSIONS

## MICROWAVE DRAWERS

### STANDARD OPENING AND CLEARANCE

	<b>24" STAINLESS STEEL</b> JMDFS24GS	<b>24" NOIR™</b> JMDFS24HM	<b>30" RISE™</b> JMDFS30HL	<b>30" NOIR™</b> JMDFS30HM
<b>Cutout Depth (H)</b> (Flush Receptacle)	23-1/2" (59.7 cm) m in.	23-11/16" (60.2 cm) m in.	23-9/16" (59.8 cm) m in.	23-11/16" (60.2 cm) m in.
<b>Cutout Depth (H)</b> (Non-flush Receptacle)	28" (71.1 cm) m in.	28-3/16" (71.6 cm) m in.	28-1/16" (71.2 cm) m in.	28-3/16" (71.6 cm) m in.
<b>Microwave Back to Cabinet Back Depth (I)</b>	3-1/2" (8.9 cm)	3-1/2" (8.9 cm)	3-1/2" (8.9 cm)	3-1/2" (8.9 cm)



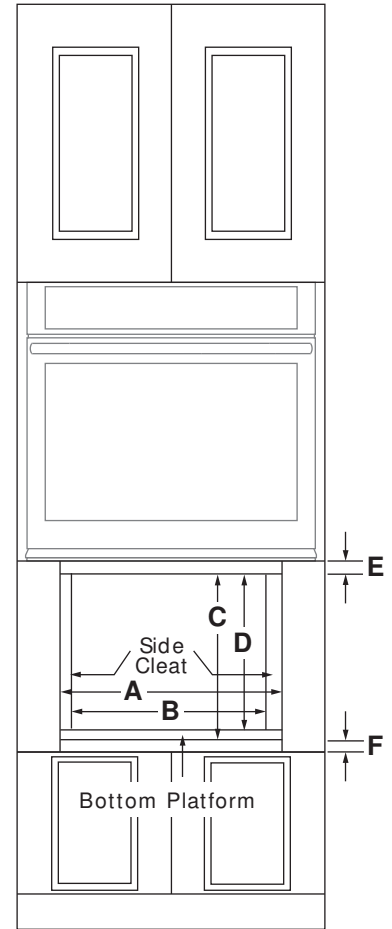
SIDE VIEW

# JENNAIR® DIMENSIONS

## MICROWAVE DRAWERS

### FLUSH OPENING AND CLEARANCE

	<b>24" STAINLESS STEEL</b> JMDFS24GS	<b>24" NOIR™</b> JMDFS24HM
<b>Cutout Width (A)</b>	24-3/16"-24-1/2" (61.4-62.2 cm) min.	24-3/16"-24-1/2" (61.4-62.2 cm) min.
<b>Width Between Side Cleats (B)</b>	22-1/8" (56.2 cm)	22-1/8" (56.2 cm)
<b>Cutout Height (C)</b>	17" (43.2 cm)	17" (43.2 cm)
<b>Platform to Top of Cutout Height (D)</b>	16-1/8" (41cm) min.	16-1/8" (41 cm) min.
<b>Cutout Top to Oven or Countertop Bottom (E)</b>	2" (5.1cm)	2" (5.1cm)
<b>Cabinet Bottom to Cabinet Door Top (F)</b>	2" (5.1cm)	2" (5.1cm)



### LOCATION REQUIREMENTS CHECKLIST

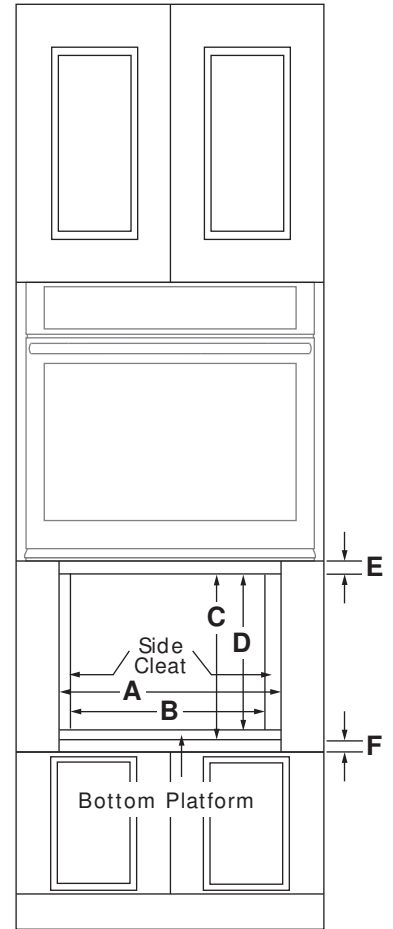
- Support structure must be able to support 100 lb. (45.4 kg), including microwave oven and contents.

# JENNAIR® DIMENSIONS

## MICROWAVE DRAWERS

### FLUSH OPENING AND CLEARANCE

	<b>30" RISE™</b> JMDFS30HL	<b>30" NOIR™</b> JMDFS30HM
<b>Cutout Width (A)</b>	30-1/4"-30-9/16" (76.8-77.6 cm) m in.	30-1/4"-30-9/16" (76.8-77.6 cm) m in.
<b>Width Between Side Cleats (B)</b>	28-7/16" (72.2 cm)	28-7/16" (72.2 cm)
<b>Cutout Height (C)</b>	17" (43.2 cm)	17" (43.2 cm)
<b>Platform to Top of Cutout Height (D)</b>	16-1/8" (41cm) m in.	16-1/8" (41 cm) m in.
<b>Cutout Top to Oven or Countertop Bottom (E)</b>	2" (5.1cm)	2" (5.1cm)
<b>Cabinet Bottom to Cabinet Door Top (F)</b>	2" (5.1cm)	2" (5.1cm)



FRONT VIEW

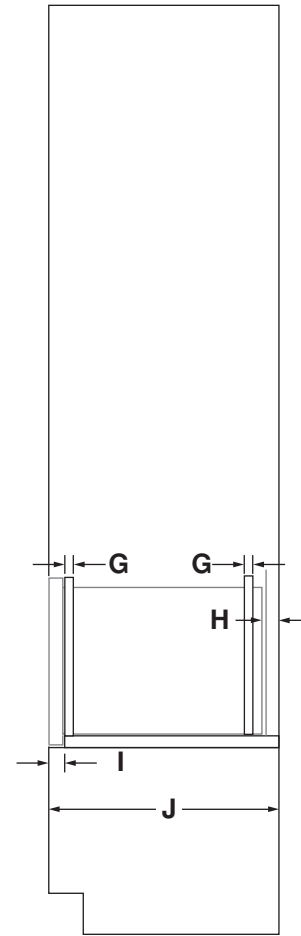


# JENNAIR® DIMENSIONS

## MICROWAVE DRAWERS

### FLUSH OPENING AND CLEARANCE

	24" STAINLESS STEEL JMDFS24GS	24" NOIR™ JMDFS24HM
Side Cleat Depth (G)	1-9/16" (3.9cm)	1-9/16" (3.9cm)
Microwave Back to Cabinet Back Depth (H)	3-1/2" (8.9 cm)	3-1/2" (8.9 cm)
Cabinet Face to Front of Platform Depth (I)	1-7/8" (4.8 cm)	2-1/16" (5.3 cm)
Cutout Depth (J) (Flush Receptacle)	23-1/2" (59.7 cm) min.	23-11/16" (60.2 cm) min.
Cutout Depth (J) (Non-flush Receptacle)	28" (71.1 cm)	28-3/16" (71.6 cm)



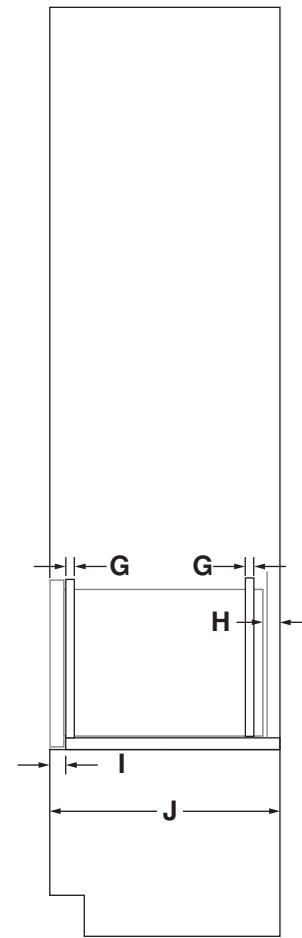
SIDE VIEW

# JENNAIR® DIMENSIONS

## MICROWAVE DRAWERS

### FLUSH OPENING AND CLEARANCE

	<b>30" RISE™</b> JMDFS30HL	<b>30" NOIR™</b> JMDFS30HM
Side Cleat Depth (G)	1/8" (0.39 cm)	1/8" (0.39 cm)
Microwave Back to Cabinet Back Depth (H)	3-1/2" (8.9 cm)	3-1/2" (8.9 cm)
Cabinet Face to Front of Platform Depth (I)	1-15/16" (4.9 cm)	2-1/16" (5.3 cm)
Cutout Depth (J) (Flush Receptacle)	23-9/16" (59.8 cm) m in.	23-11/16" (60.2 cm) m in.
Cutout Depth (J) (Non-flush Receptacle)	28-1/16" (71.2 cm)	28-3/16" (71.6 cm)



SIDE VIEW

# JENNAIR® DIMENSIONS

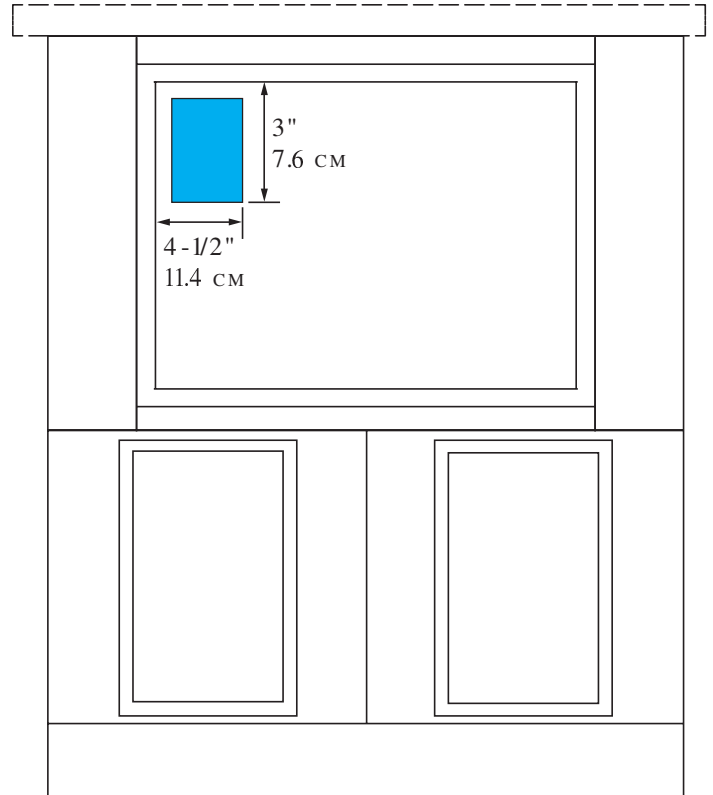
## MICROWAVE DRAWERS

### ELECTRICAL REQUIREMENTS

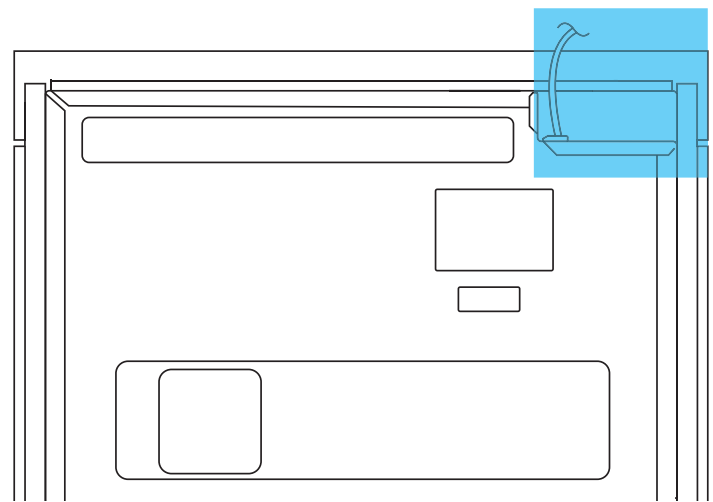
#### ELECTRIC REQUIREMENTS CHECKLIST

- 120 volt, 60 Hz, AC only, 15- or 20-amp fused, grounded circuit is required.
- A time-delay fuse or dedicated circuit is recommended.
- Do not use an extension cord.

#### RECOMMENDED ELECTRICAL ZONE



#### POWER SUPPLY LOCATION



FRONT VIEW

BACK VIEW



IF YOU HAVE QUESTIONS ABOUT YOUR ELECTRICAL SUPPLY, CALL A LICENSED, QUALIFIED ELECTRICIAN.