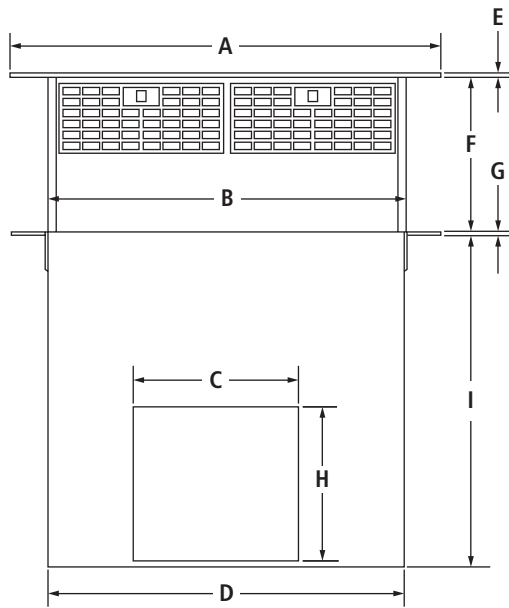


## 36"/30" TELESCOPING DOWNDRAFT VENTILATION

JXD7036YS – 36" x 42 $\frac{1}{8}$ " x 12 $\frac{1}{8}$ "

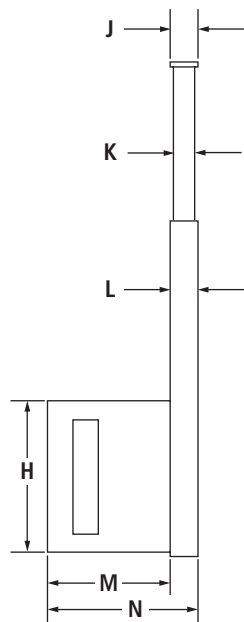
JXD7030YS – 30" x 42 $\frac{1}{8}$ " x 12 $\frac{1}{8}$ "

### PRODUCT DIMENSIONS

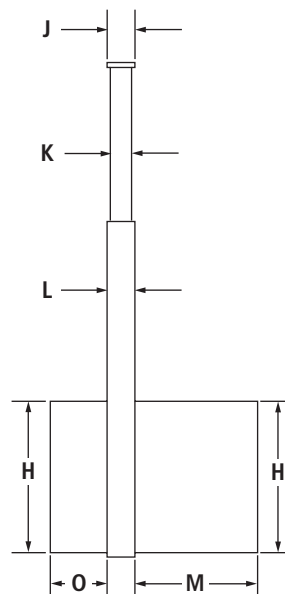


FRONT VIEW

MODEL #		JXD7036YS		JXD7030YS	
		in	cm	in	cm
A	Overall width	36	91.4	30	76.2
B	Width of retractable vent	33	83.3	27	68.6
C	Width of blower motor box	16 $\frac{1}{2}$	42.0	16 $\frac{1}{2}$	42.0
D	Width of vent box	33 $\frac{1}{4}$	84.5	27 $\frac{1}{4}$	69.2
E	Height of top trim	$\frac{1}{2}$	1.3	$\frac{1}{2}$	1.3
F	Height of retractable vent	13	33.0	13	33.0
G	Height of end cap	$\frac{1}{8}$	0.3	$\frac{1}{8}$	0.3
H	Height of blower motor box	13 $\frac{1}{8}$	33.4	13 $\frac{1}{8}$	33.4
I	Height of vent box	28 $\frac{1}{2}$	72.4	28 $\frac{1}{2}$	72.4
J	Depth of top trim	2	5.1	2	5.1
K	Depth of retractable vent	1 $\frac{1}{2}$	3.8	1 $\frac{1}{2}$	3.8
L	Depth of vent box	2 $\frac{1}{8}$	5.4	2 $\frac{1}{8}$	5.4
M	Depth of blower motor box	10	25.4	10	25.4
N	Overall depth	12 $\frac{1}{8}$	30.8	12 $\frac{1}{8}$	30.8
O	Depth of reverse blower	4 $\frac{3}{4}$	12.1	4 $\frac{3}{4}$	12.1



SIDE VIEW



REVERSE BLOWER INSTALLATION –  
SIDE VIEW

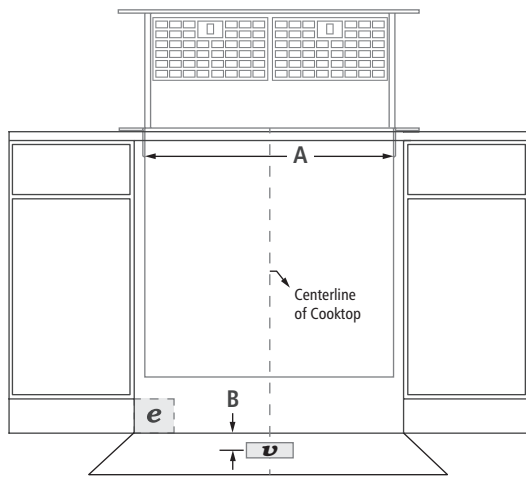
**IMPORTANT:** Dimensional specifications are provided for planning purposes only. Do not make any cutouts based on this information. Refer to the Installation Guide before selecting cabinetry, verifying electrical/gas connections, making cutouts or beginning installation. All Jenn-Air® appliances are appropriately UL, CUL or CSA approved.

36"/30" TELESCOPING DOWNDRAFT VENTILATION

JXD7036YS – 36" x 42 1/8" x 12 1/8"

JXD7030YS – 30" x 42 1/8" x 12 1/8"

OPENING/CLEARANCE DIMENSIONS



FRONT VIEW

LOCATION REQUIREMENTS

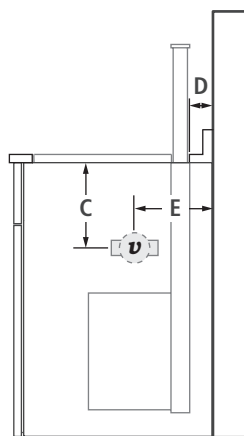
Bull-nosed front edge countertops are not recommended. Some cooktop and vent combinations may require a countertop deeper than 25" (63.5 cm).

ELECTRICAL REQUIREMENTS

120 volt, 60 Hz, AC only, 15-amp fused, electrical circuit is required.

VENTING REQUIREMENTS

The vent is factory set for a 3 1/4" x 10" (8.3 cm x 25.4 cm) rectangular or a 6" (15.2 cm) diameter vent system venting through the wall or floor. Do not terminate the vent in an attic or other enclosed area.

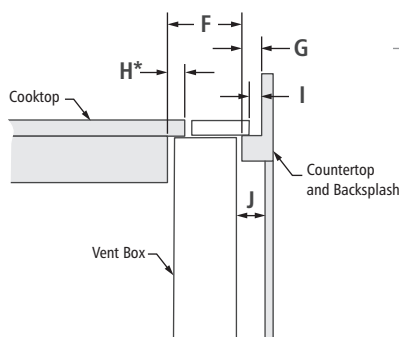


SIDE VIEW

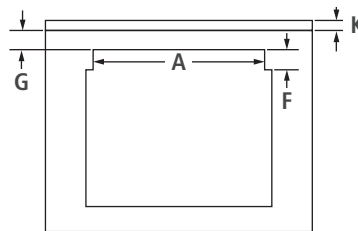
MODEL #	JXD7036YS		JXD7030YS			
	in	cm	in	cm		
<b>A</b>	Width of cutout		33 1/2	85.9	27 1/2	69.9
<b>B</b>	Depth from center of vent cutout to back wall – floor vent option		10	25.4	10	25.4
<b>C</b>	Height from center of vent cutout to countertop – side wall vent option		21 3/8	54.1	21 3/8	54.1
<b>D</b>	Depth from back wall to vent box cutout (min.)		1/2	1.3	1/2	1.3
<b>E</b>	Depth from center of vent cutout to back wall – side wall vent option		10	25.4	10	25.4
<b>F</b>	Recessed cooktop to countertop cutout		H + 1 7/8	4.6	H + 1 7/8	4.6
<b>G</b>	Countertop cutout to backsplash (min.)		1/2	1.3	1/2	1.3
<b>H*</b>	Rear overhang of cooktop		—	—	—	—
<b>I</b>	Top trim to backsplash (min.)		1/4	0.6	1/4	0.6
<b>J</b>	Vent box to back of cabinet (min.)		1/2	1.3	1/2	1.3
<b>K</b>	Depth of backsplash (max.)		3/4	1.9	3/4	1.9
<b>e</b>	Recommended junction box location					
<b>v</b>	Recommended venting location		3 1/4" x 10" (8.3 cm x 25.4 cm) rectangular or 6" (15.2 cm) diameter cutout			

\*Cooktop overhang will vary depending on model.

CUTOUT DIMENSIONS



SIDE VIEW



TOP VIEW – CUTOUT

**IMPORTANT:** Dimensional specifications are provided for planning purposes only. Do not make any cutouts based on this information. Refer to the Installation Guide before selecting cabinetry, verifying electrical/gas connections, making cutouts or beginning installation. All Jenn-Air® appliances are appropriately UL, CUL or CSA approved.