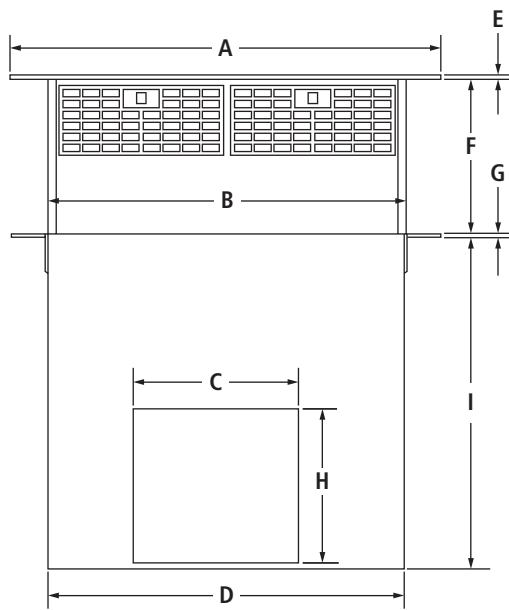


36"/30" TELESCOPING DOWNDRAFT VENTILATION

JXD7036YS – 36" x 42 $\frac{1}{8}$ " x 12 $\frac{1}{8}$ "

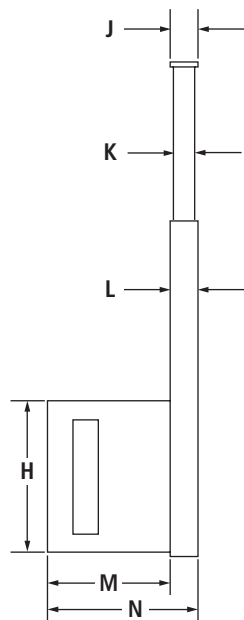
JXD7030YS – 30" x 42 $\frac{1}{8}$ " x 12 $\frac{1}{8}$ "

PRODUCT DIMENSIONS

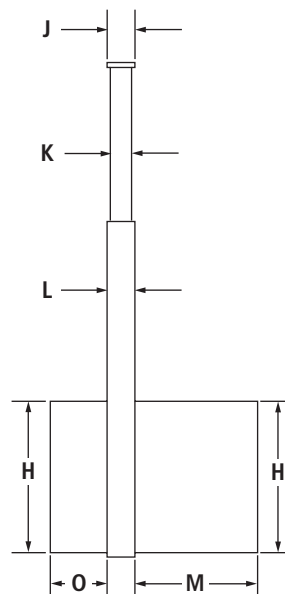


FRONT VIEW

MODEL #		JXD7036YS		JXD7030YS	
		in	cm	in	cm
A	Overall width	36	91.4	30	76.2
B	Width of retractable vent	33	83.3	27	68.6
C	Width of blower motor box	16 $\frac{1}{2}$	42.0	16 $\frac{1}{2}$	42.0
D	Width of vent box	33 $\frac{1}{4}$	84.5	27 $\frac{1}{4}$	69.2
E	Height of top trim	$\frac{1}{2}$	1.3	$\frac{1}{2}$	1.3
F	Height of retractable vent	13	33.0	13	33.0
G	Height of end cap	$\frac{1}{8}$	0.3	$\frac{1}{8}$	0.3
H	Height of blower motor box	13 $\frac{1}{8}$	33.4	13 $\frac{1}{8}$	33.4
I	Height of vent box	28 $\frac{1}{2}$	72.4	28 $\frac{1}{2}$	72.4
J	Depth of top trim	2	5.1	2	5.1
K	Depth of retractable vent	1 $\frac{1}{2}$	3.8	1 $\frac{1}{2}$	3.8
L	Depth of vent box	2 $\frac{1}{8}$	5.4	2 $\frac{1}{8}$	5.4
M	Depth of blower motor box	10	25.4	10	25.4
N	Overall depth	12 $\frac{1}{8}$	30.8	12 $\frac{1}{8}$	30.8
O	Depth of reverse blower	4 $\frac{3}{4}$	12.1	4 $\frac{3}{4}$	12.1



SIDE VIEW



REVERSE BLOWER INSTALLATION –
SIDE VIEW

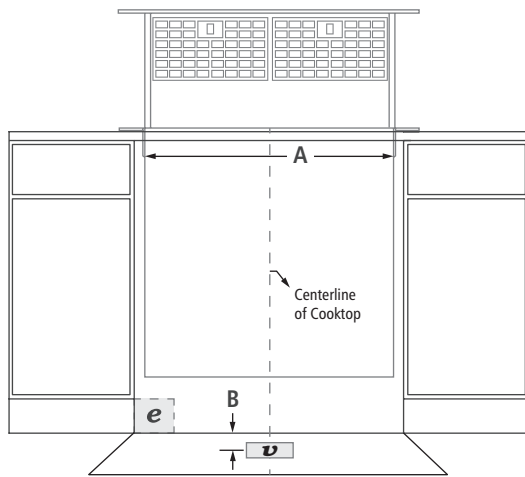
IMPORTANT: Dimensional specifications are provided for planning purposes only. Do not make any cutouts based on this information. Refer to the Installation Guide before selecting cabinetry, verifying electrical/gas connections, making cutouts or beginning installation. All Jenn-Air® appliances are appropriately UL, CUL or CSA approved.

36"/30" TELESCOPING DOWNDRAFT VENTILATION

JXD7036YS – 36" x 42¹/₈" x 12¹/₈"

JXD7030YS – 30" x 42¹/₈" x 12¹/₈"

OPENING/CLEARANCE DIMENSIONS



FRONT VIEW

LOCATION REQUIREMENTS

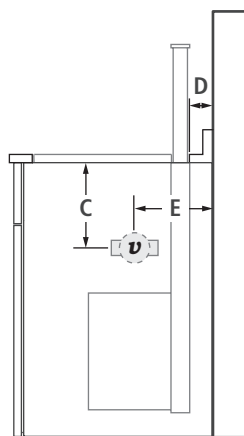
Bull-nosed front edge countertops are not recommended. Some cooktop and vent combinations may require a countertop deeper than 25" (63.5 cm).

ELECTRICAL REQUIREMENTS

120 volt, 60 Hz, AC only, 15-amp fused, electrical circuit is required.

VENTING REQUIREMENTS

The vent is factory set for a 3³/₄" x 10" (8.3 cm x 25.4 cm) rectangular or a 6" (15.2 cm) diameter vent system venting through the wall or floor. Do not terminate the vent in an attic or other enclosed area.

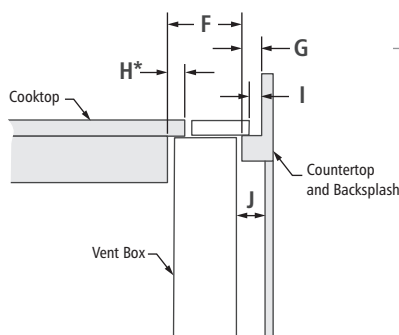


SIDE VIEW

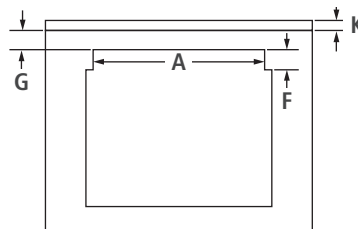
MODEL #		JXD7036YS		JXD7030YS	
		in	cm	in	cm
A	Width of cutout	33 ¹ / ₂	85.9	27 ¹ / ₂	69.9
B	Depth from center of vent cutout to back wall – floor vent option	10	25.4	10	25.4
C	Height from center of vent cutout to countertop – side wall vent option	21 ³ / ₈	54.1	21 ³ / ₈	54.1
D	Depth from back wall to vent box cutout (min.)	1/2	1.3	1/2	1.3
E	Depth from center of vent cutout to back wall – side wall vent option	10	25.4	10	25.4
F	Recessed cooktop to countertop cutout	H + 1 ⁷ / ₈	4.6	H + 1 ⁷ / ₈	4.6
G	Countertop cutout to backsplash (min.)	1/2	1.3	1/2	1.3
H*	Rear overhang of cooktop	—	—	—	—
I	Top trim to backsplash (min.)	1/4	0.6	1/4	0.6
J	Vent box to back of cabinet (min.)	1/2	1.3	1/2	1.3
K	Depth of backsplash (max.)	3/4	1.9	3/4	1.9
e	Recommended junction box location				
v	Recommended venting location	3 ³ / ₄ " x 10" (8.3 cm x 25.4 cm) rectangular or 6" (15.2 cm) diameter cutout			

*Cooktop overhang will vary depending on model.

CUTOUT DIMENSIONS



SIDE VIEW



TOP VIEW – CUTOUT

IMPORTANT: Dimensional specifications are provided for planning purposes only. Do not make any cutouts based on this information. Refer to the Installation Guide before selecting cabinetry, verifying electrical/gas connections, making cutouts or beginning installation. All Jenn-Air® appliances are appropriately UL, CUL or CSA approved.