

**PRODUCT MODEL NUMBERS**

KUDR204E      KUDF204E

**ELECTRICAL:** A 115 volt, 60 Hz., AC only, 15- or 20-amp fused, grounded electrical supply is required. It is recommended that a separate circuit serving only your refrigerator drawers be provided. Use an outlet that cannot be turned off by a switch. Do not use an extension cord.

**IMPORTANT:** If this product is connected to a GFCI (Ground Fault Circuit Interrupter) equipped outlet, nuisance tripping of the power supply may occur, resulting in loss of cooling. Food quality and flavor may be affected. If nuisance tripping has occurred, and if the condition of the food appears poor, dispose of it.

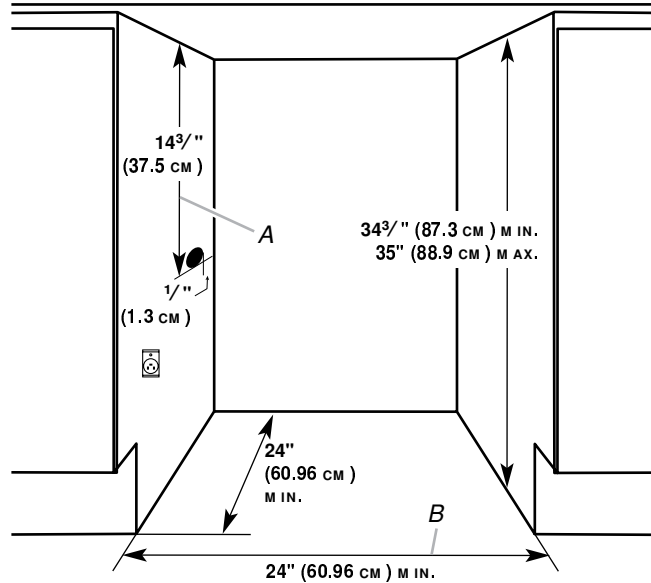
**LOCATION:**

For the refrigerator drawers to be flush with the front of the base cabinets, remove any baseboards or moldings from the rear of the opening.

It is recommended that you do not install the refrigerator drawers near an oven, radiator, or other heat source.

Do not install in a location where the temperature will fall below 55°F (13°C).

**OPENING DIMENSIONS**



A. Utility opening  
B. Minimum opening width

Height dimensions are shown with the leveling legs extended to the minimum height of 1/8" (6.35 mm) below the refrigerator drawers.

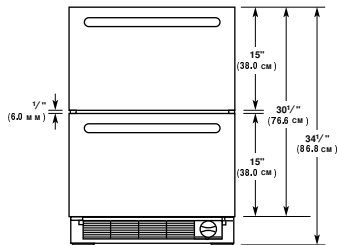
**NOTE:** When leveling legs are fully extended to 1" (25 mm) below the refrigerator drawers, add 3/8" (19.05 mm) to the height dimensions.

If the floor of the opening is not level with the kitchen floor, shim the opening to make it level with the kitchen floor.

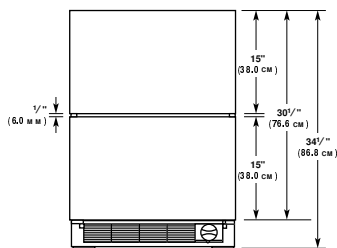
**PRODUCT DIMENSIONS**

**Drawer Height**

Style 1 - Stainless Steel (front view)

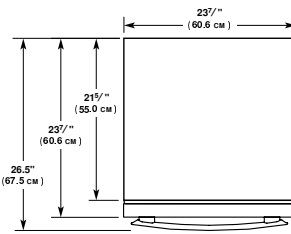


Style 2 - Overlay (front view)

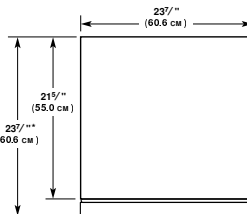


**Drawer Width**

Style 1 - Stainless Steel (top view)



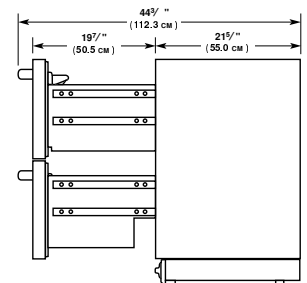
Style 2 - Overlay (top view)



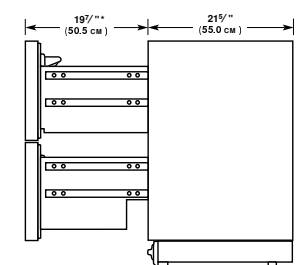
\*Dimension includes 3/8" (1.9 cm) thick custom drawer panel

**Drawer Depth**

Style 1 - Stainless Steel (side view)



Style 2 - Overlay (side view)



\*Dimension includes 3/8" (1.9 cm) thick custom drawer panel

Height dimensions are shown with the leveling legs extended to the minimum height of 1/8" (6.35 mm) below the refrigerator drawers.

When leveling legs are fully extended to 1" (25 mm) below the refrigerator drawers, add 3/8" (19.05 mm) to the height dimensions. See "Product Dimensions."

The power cord is 60" (152.4 cm) long.