

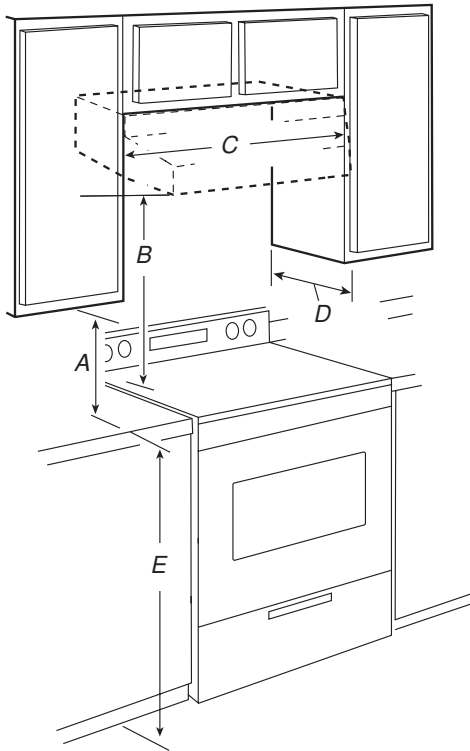
PRODUCT MODEL NUMBERS

KVUB600D

KVUB606D

Electrical Requirements: A 120 volt, 60 Hz., AC only, 15-amp, fused electrical circuit is required.

CABINET OPENING DIMENSIONS



- A. 18" (45.7 cm) min. clearance - upper cabinet to countertop
- B. 24" (61.0 cm) min. for electric cooking surfaces
27" (68.6 cm) min. for gas cooking surfaces
30" (76.2 cm) suggested max. - bottom of range hood to cooking surface
- C. 30" (76.2 cm) or 36" (91.4 cm) min. cabinet opening width
- D. 12" (30.5 cm) min. cabinet depth
- E. 36" (91.4 cm) base cabinet height

LOCATION REQUIREMENTS

IMPORTANT: Observe all governing codes and ordinances.

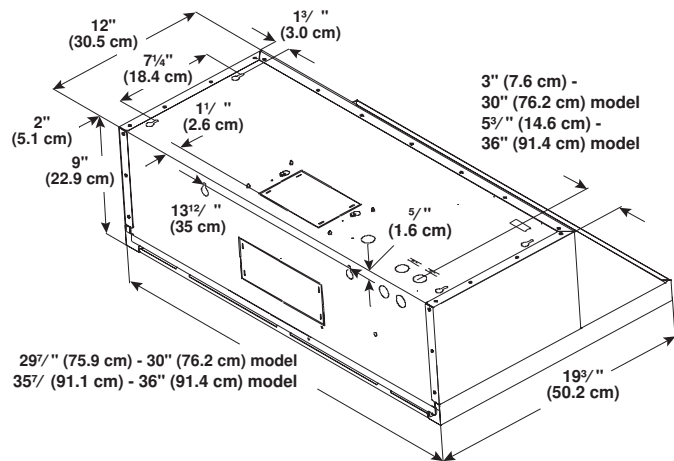
It is the installer's responsibility to comply with installation clearances specified on the model/serial rating plate. The model/serial rating plate is located inside the range hood on the left wall.

Range hood location should be away from strong draft areas, such as windows, doors and strong heating vents.

For Mobile Home Installations

The installation of this range hood must conform to the Manufactured Home Construction Safety Standards, Title 24 CFR, Part 328 (formerly the Federal Standard for Mobile Home Construction and Safety, title 24, HUD, Part 280) or when such standard is not applicable, the standard for Manufactured Home Installation 1982 (Manufactured Home Sites, Communities and Setups) ANSI A225.1/NFPA 501A, or latest edition, or with local codes.

PRODUCT DIMENSIONS

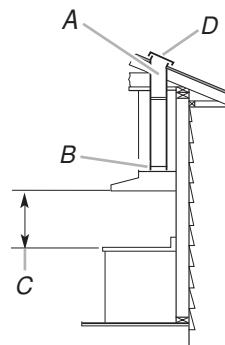


VENTING REQUIREMENTS

The vent system for venting out of the top of range hood can be terminated either through the roof or wall. Use a 6" (15.2 cm) round vent. The vent system for venting out the rear of the range hood must be terminated through the wall. Use a 3³/₈" x 10" (8.3 x 25.4 cm) rectangular vent. For rear venting the Damper Assembly Kit is required. See "Assistance or Service" section to order.

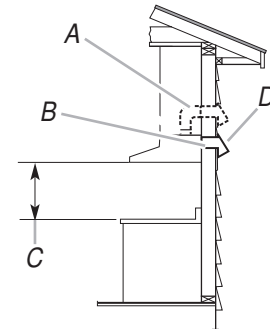
NOTE: Flexible vent is not recommended. Flexible vent creates back pressure and air turbulence that gently reduces performance.

Roof Venting



- A. 6" (15.2 cm) round vent through roof
- B. Round vent: 6" (15.2 cm) diameter transition piece.
- C. 24" (61.0 cm) - 30" (76.2 cm) above electric cooking surface
27" (68.6 cm) - 30" (76.2 cm) above gas cooking surface
- D. Roof cap

Wall Venting





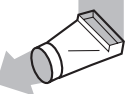


- A. 6" (15.2 cm) round vent through the wall
- B. 3³/₈" x 10" (8.3 x 25.4 cm) through the wall (purchased separately)
- C. 24" (61.0 cm) - 30" (76.2 cm) above electric cooking surface
27" (68.6 cm) - 30" (76.2 cm) above gas cooking surface
- D. Wall cap

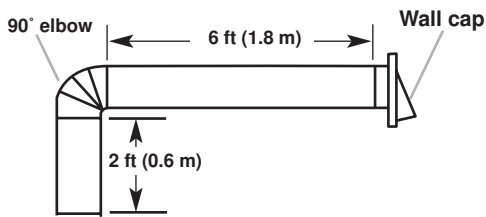
Calculating Vent System Length

To calculate the length of the system you need, add the equivalent feet (meters) for each vent piece used in the system.

6" (15.2 cm) or Larger Round Vent System

Vent Piece	Round	
45° elbow	2.5 ft (0.8 m)	
90° elbow	5.0 ft (1.5 m)	
6" (15.2 cm) or larger wall cap	0.0 ft (0.0 m)	
3 1/2" x 10" (8.3 cm x 25.4 cm) to 6" (15.2 cm) or larger	4.5 ft (1.4 m)	
3 1/2" x 10" (8.3 cm x 25.4 cm) to 6" (15.2 cm) or larger 90° elbow	5.0 ft (1.5 m)	

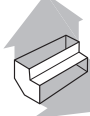


Example vent system



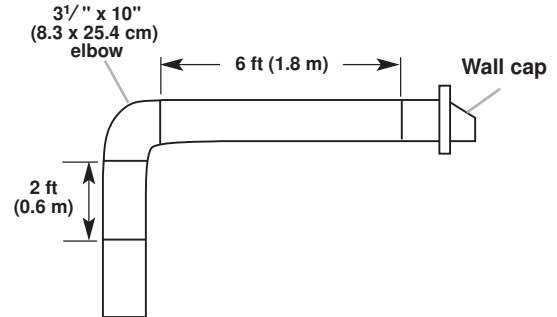
Maximum Recommended Length = 50 ft (15.2 m)

1 - 90° elbow	= 5.0 ft (1.5 m)
1 - wall cap	= 0.0 ft (0.0 m)
8 ft (2.4 m) straight	= 8.0 ft (2.4 m)
Length of 7" (17.8 cm) system	= 13.0 ft (3.9 m)

3 1/2" x 10" (8.3 cm x 25.4 cm) Vent System

Vent Piece	Round	
3 1/2" x 10" (8.3 cm x 25.4 cm) 90° elbow	5.0 ft (1.5 m)	
3 1/2" x 10" (8.3 cm x 25.4 cm) flat elbow	12.0 ft (3.7 m)	
3 1/2" x 10" (8.3 cm x 25.4 cm) wall cap	0.0 ft (0.0 m)	

Example vent system



Maximum Recommended Length = 35 ft (10.7 m)

1 - 90° elbow	= 5.0 ft (1.5 m)
8 ft (2.4 m) straight	= 8.0 ft (2.4 m)
1 - wall cap	= 0.0 ft (0.0 m)

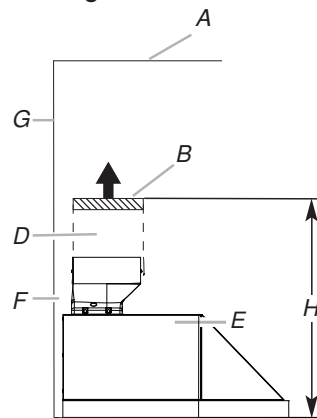
Length of 3 1/2" x 10" (8.3 cm x 25.4 cm) system = 13.0 ft (3.9 m)

Non-Vented (recirculating) Installations Through the Soffit/Cabinet

If it is not possible to vent cooking fumes and vapors to the outside, the range hood can be used in the non-vented (recirculating) version, using a recirculation kit. The recirculation kit Part Number is W10490330. See "Assistance or Service" section to order.

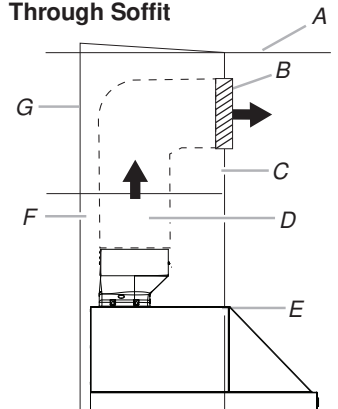
For non-vented (recirculating) installations only, the range hood can be vented indoors through the top of the cabinet or soffit.

Through Cabinet



A. Ceiling
B. Vent cover
C. Soffit
D. 6" (15.2 cm) VENT
E. Range hood

Through Soffit



F. Cabinet
G. Wall
H. 17" (43.2 cm) min. vent cover height

NOTE: 12" (30.5 cm) high cabinets without a soffit may allow the 6" (15.2 cm) vent and vent cover to be seen.