

KitchenAid®

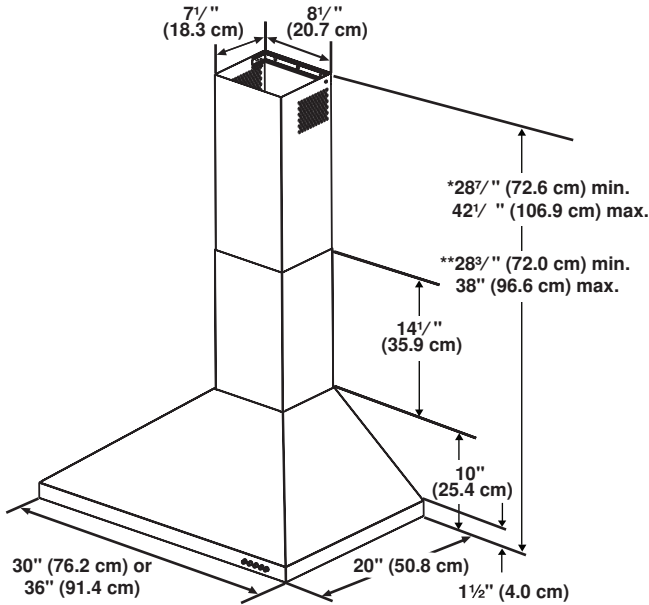
FOR THE WAY IT'S MADE.® **Wall-Mount Canopy Range Hood**

PRODUCT MODEL NUMBERS

KVWB400D KVWB406B

Electrical: A 120-volt, 60 Hz, AC only, 15-amp, fused electrical circuit is required.

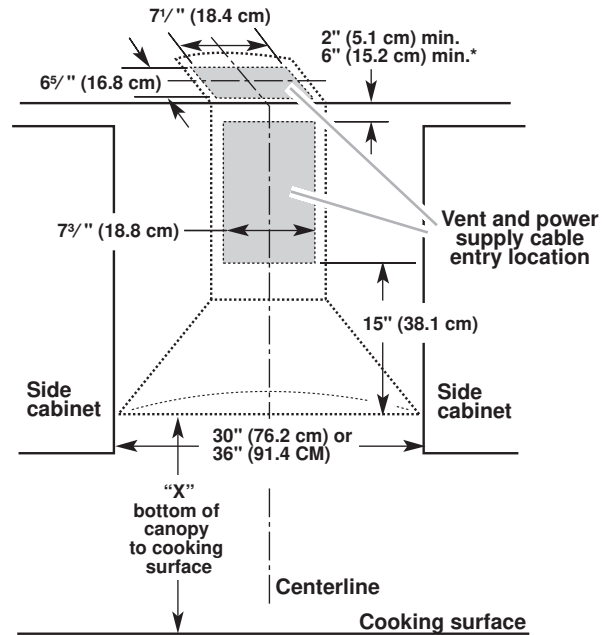
PRODUCT DIMENSIONS



*For non-vented (recirculating) installations

**For vented installations

CABINET DIMENSIONS



*For non-vented (recirculating) installations

IMPORTANT:

Minimum distance "X": 24" (61.0 cm) from electric cooking surface.

Minimum distance "X": 27" (68.6 cm) from gas cooking surfaces.

Suggested maximum distance "X": 36" (91.4 cm)

The chimneys can be adjusted for different ceiling heights. See the following chart.

Vented Installations		
	Min. ceiling height	Max. ceiling height
Electric cooking surface	7' 5" (2.26 m)	9' 2" (2.79 m)
Gas cooking surface	7' 8" (2.34 m)	9' 2" (2.79 m)
Non-vented (recirculating) Installations		
	Min. ceiling height	Max. ceiling height
Electric cooking surface	7' 5" (2.26 m)	9' 6" (2.9 m)
Gas cooking surface	7' 8" (2.34 m)	9' 6" (2.9 m)

***NOTE:** The range hood chimneys are adjustable and designed to meet varying ceiling or soffit heights depending on the distance "X" between the bottom of the range hood and the cooking surface. For higher ceilings, a Stainless Steel Chimney Extension Kit Part Number W10337357 is available from your dealer or an authorized parts distributor. The chimney extension replaces the upper chimney shipped with the range hood.

VENTING METHODS

This canopy hood is factory set for venting through the roof or wall.

A 6" (15.2 cm) round vent system is needed for installation (not included). The hood exhaust opening is 6" (15.2 cm) round.

NOTE: Flexible vent is not recommended. Flexible vent creates back pressure and air turbulence that greatly reduce performance.

Vent system can terminate either through the roof or wall. To vent through a wall, a 90° elbow is needed.

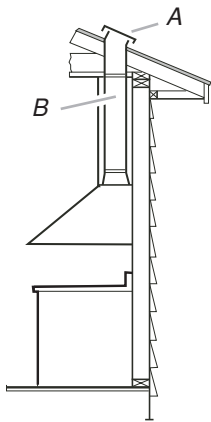
Rear discharge

A 90° elbow may be installed immediately above the hood.

For Non-Vented (recirculating) Installations

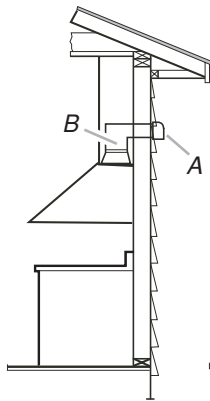
If it is not possible to vent cooking fumes and vapors to the outside, the hood can be used in the non-vented (recirculating) version, using a Recirculation Kit (which includes charcoal filters and a deflector). To order, see the "Assistance or Service" section.

Roof Venting



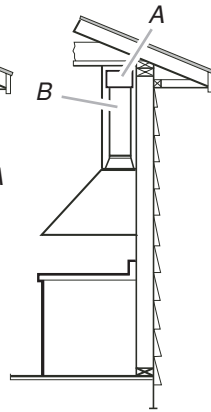
A. Roof cap
B. 6" (15.2 cm) round vent

Wall Venting



A. Wall cap
B. 6" (15.2 cm) round vent

Non-vented (recirculating)



A. Deflector
B. 6" (15.2 cm) round vent

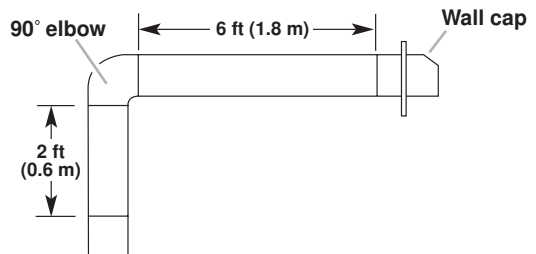
Calculating Vent System Length

To calculate the length of the system you need, add the equivalent feet (meters) for each vent piece used in the system.

Vent Piece	6" (15.2 cm)
45° elbow	2.5 ft (0.8 m)
90° elbow	5.0 ft (1.5 m)

Maximum equivalent vent length is 35 ft (10.7 m).

Example vent system



The following example falls within the maximum recommended vent length of 35 ft (10.7 m).

1 - 90° elbow	= 5.0 ft (1.5 m)
1 - wall cap	= 0.0 ft (0.0 m)
8 ft (2.4 m) straight	= 8.0 ft (2.4 m)
Length of system	= 13.0 ft (3.9 m)