

# Whirlpool® 30" (76.2 CM) Range Hood

## PRODUCT MODEL NUMBERS

GXU7130DX

## ELECTRICAL REQUIREMENTS

A 120 Volt, 60 Hz., AC only, 15-amp, fused electrical circuit is required.

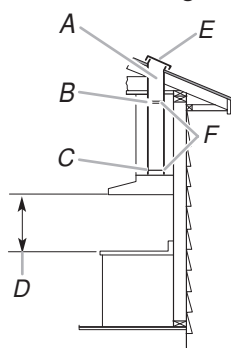
## VENTING REQUIREMENTS

Vent system can terminate either through the roof or wall. Use 3 $\frac{1}{4}$ " x 10" (8.3 x 25.4 cm) with a maximum vent length of 35 ft (10.7 m) or 6" (15.2 cm) or larger round vent with a maximum length of 50 ft (15.2 m) for vent system.

**NOTE:** Flexible vent is not recommended. Flexible vent creates back pressure and air turbulence that gently reduces performance.

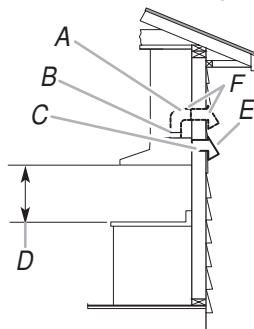
The ducting from this fan to the outside of the building has a strong effect on the air flow, noise and energy use of the fan. Use the shortest, straightest duct routing possible for best performance, and avoid installing the fan with smaller ducts than recommended. Insulation around the ducts can reduce energy loss and inhibit mold growth. Fans installed with existing ducts may not achieve their rated airflow.

### Roof Venting



- A. 6" (15.2 cm) or larger round vent or a 3 $\frac{1}{4}$ " x 10" (8.3 x 25.4 cm) rectangular vent through roof
- B. Round vent: use 6" (15.2 cm) or larger round damper (purchased separately)
- C. Round vent: use 3 $\frac{1}{4}$ " x 10" (8.3 x 25.4 cm) to 6" (15.2 cm) or larger diameter transition piece (purchased separately)
- D. 27" (68.6 cm) - 30" (76.2 cm) above gas cooking surface  
24" (61.0 cm) - 30" (76.2 cm) above electric cooking surface
- E. Roof cap
- F. Seal duct joints with duct tape/caulk

### Wall Venting

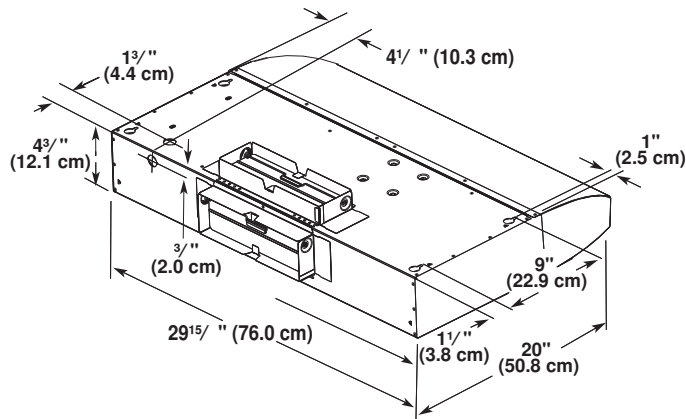


- A. 6" (15.2 cm) or larger round vent or a 3 $\frac{1}{4}$ " x 10" (8.3 x 25.4 cm) rectangular vent through the wall
- B. Round vent: use 3 $\frac{1}{4}$ " x 10" (8.3 x 25.4 cm) to 6" (15.2 cm) or larger diameter transition piece (purchased separately)
- C. 3 $\frac{1}{4}$ " x 10" (8.3 x 25.4 cm) through the wall
- D. 27" (68.6 cm) - 30" (76.2 cm) above gas cooking surface  
24" (61.0 cm) - 30" (76.2 cm) above electric cooking surface
- E. Wall cap
- F. Seal duct joints with duct tape/caulk

Ensure duct joints and exterior penetrations are sealed with caulk or other similar material to create an air-tight path and to minimize building heat loss and gain and reduce the potential for condensation.

Place/wrap insulation around duct and/or fan in order to minimize possible condensation buildup within the duct, building heat loss and gain

## PRODUCT DIMENSIONS



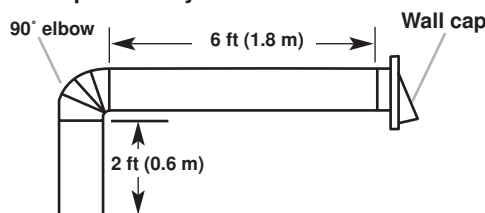
## Calculating Vent System Length

To calculate the length of the system you need, add the equivalent feet (meters) for each vent piece used in the system.

### 6" (15.2 cm) or Larger Round Vent System

Vent Piece	Round	
45° elbow	2.5 ft (0.8 m)	
90° elbow	5 ft (1.5 m)	
6" (15.2 cm) or larger wall cap	0 ft (0 m)	
3 $\frac{1}{4}$ " x 10" (8.3 cm x 25.4 cm) to 6" (15.2 cm) or larger	4.5 ft (1.4 m)	
3 $\frac{1}{4}$ " x 10" (8.3 cm x 25.4 cm) to 6" (15.2 cm) or larger 90° elbow	5 ft (1.5 m)	

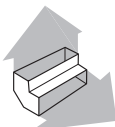
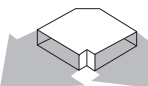
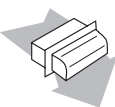
### Example vent system



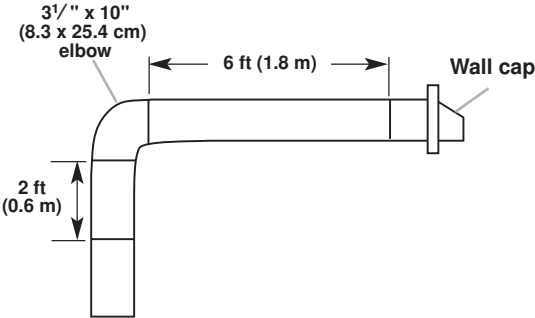
### Maximum Recommended Length = 50 ft (15.2 m)

1 - 90° elbow	= 5.0 ft (1.5 m)
1 - wall cap	= 0.0 ft (0 m)
8 ft (2.4 m) straight	= 8.0 ft (2.4 m)
Length of 7" (15.2 cm) system	= 13.0 ft (3.9 m)

3 1/4" x 10" (8.3 cm x 25.4 cm) Vent System

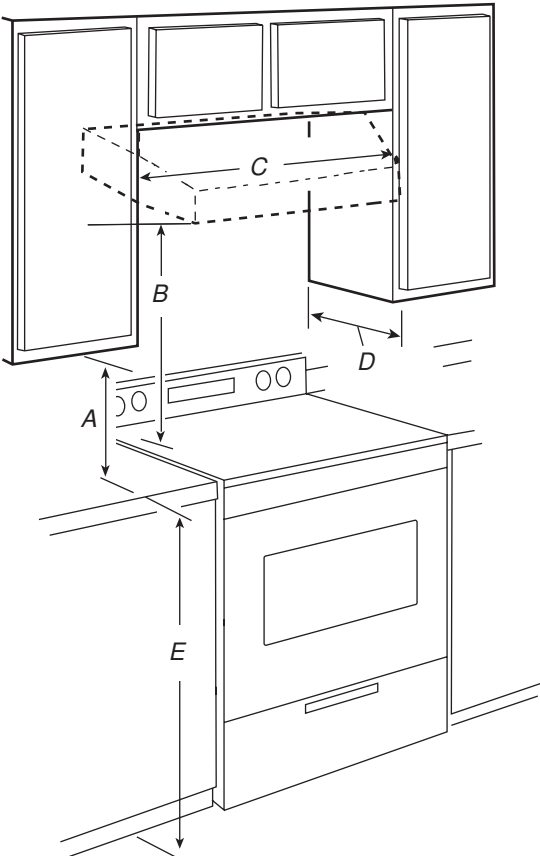
Vent Piece	Round	
3 1/4" x 10" (8.3 cm x 25.4 cm) 90° elbow	5 ft (1.5 m)	
3 1/4" x 10" (8.3 cm x 25.4 cm) flat elbow	12 ft (3.7 m)	
3 1/4" x 10" (8.3 cm x 25.4 cm) wall cap	0 ft (0 m)	

Example vent system



Maximum Recommended Length = 35 ft (10.7 m)	
1 - 90° elbow	= 5.0 ft (1.5 m)
8 ft (2.4 m) straight	= 8.0 ft (2.4 m)
1 - wall cap	= 0.0 ft (0 m)
Length of 3 1/4" x 10" (8.3 cm x 25.4 cm) system	= 13.0 ft (3.9 m)

INSTALLATION CLEARANCES



- A. 18" (45.7 cm) min. clearance - upper cabinet to countertop
- B. 24" (61.0 cm) min. for electric cooking surfaces  
27" (68.6 cm) min. for gas cooking surfaces  
30" (76.2 cm) suggested max. - bottom of range hood to cooking surface
- C. 30" (76.2 cm) min. cabinet opening width
- D. 13" (33.0 cm) cabinet depth
- E. 36" (91.4 cm) base cabinet height